
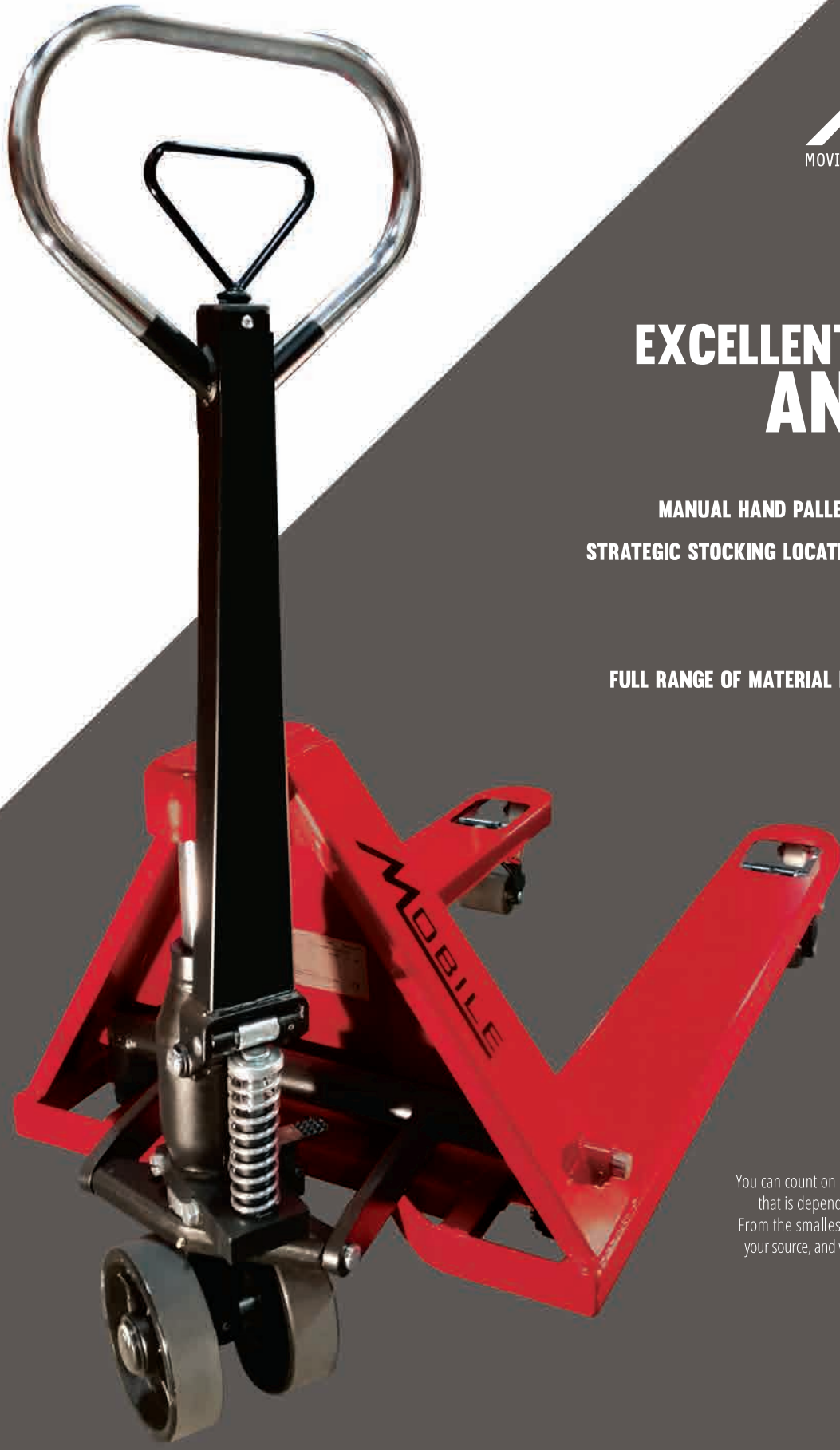


# EQUIPMENT GUIDE

PALLET TRUCKS · SCISSOR LIFTS · LIFT TABLES  
STACKERS · SELF-PROPELLED · STORE FIXTURES



**M**OBILE  
MOVING THE WORLD ONE PALLET AT A TIME



**MOBILE**  
MOVING THE WORLD ONE PALLET AT A TIME

## EXCELLENT EQUIPMENT AND MORE:

- LARGEST RANGE OF  
MANUAL HAND PALLET TRUCKS IN NORTH AMERICA
- STRATEGIC STOCKING LOCATIONS ACROSS NORTH AMERICA
- COMPETITIVE SHIP RATES
- QUICK SHIP PRODUCTS
- FULL RANGE OF MATERIAL HANDLING PRODUCTS OFFERED

You can count on Mobile to build material handling equipment that is dependable, easy-to-operate, economical and safe. From the smallest part to the highest lift, Mobile is proud to be your source, and will continue our legacy of MOVING THE WORLD.

Get in touch for more. See why Mobile.

[MOBILEPT.COM](http://MOBILEPT.COM)

**MOBILE INDUSTRIES, INC.**  
3750 B Laird Rd - Unit 2 & 3  
Mississauga, ON L5L 0A6 . CANADA  
Toll Free: 1 800 527 4612 . Local: 905 279 5370

<b>A Tradition of Quality Equipment Making</b>	<b>3</b>
Manual Pallet Trucks	4
Scissor Lifts	24
Lift Tables	34
Stackers	40
Self-Propelled	58
Store Fixtures	98
Dealer Network After Market Service Parts Depot	114





# TABLE OF CONTENTS



**58**  
Self-Propelled

**98**  
Store Fixtures





**JOE GARDIN, FOUNDER**

For over 55 years, Mobile Industries Inc. has been defining an industry. Back in the late 1950's, the Canadian pallet truck was virtually non-existent. There was only a few distributors of the product and no Canadian manufacturers. Joe Gardin (Founder), who at the time was in business making other industrial products, took advantage of a need in the marketplace. Noticing that the pallet trucks that were on the market were European imports and the fork sizes were all one standard length and width. He saw a business opportunity in providing alternatives to that standard pallet truck. Gardin began by simply cutting the forks off one of the standard models and making them longer, shorter, wider or narrower, depending on the customer's specifications. Soon, Gardin found himself manufacturing only pallet trucks, and together with the development of a pump assembly, the Mobile product line was officially introduced.

## JUST ONE PALLET TRUCK LAUNCHED THE TRADITION...

Backed by the initial development of the Mobile Pallet Truck, Mobile has grown into a leading North American manufacturer and global supplier of material handling equipment. We provide a wide variety of standard and custom ergonomically designed products to meet even the most difficult applications. Stringent quality control, dependability, and competitive pricing have made Mobile the material handling supplier of choice worldwide. Innovative and custom designs coupled with attention to detail have enabled Mobile to develop numerous products which have set industry standards.

Mobile is proud to be:

- First in the industry to offer 2" low-profile and 1.5" super low-profile pallet trucks
- First in the industry to offer 4-way pallet trucks
- First in the industry to offer eccentric adjustable push rods
- First in the industry to offer application-specific designed stackers

Our strategic warehousing locations allow Mobile to provide fast, efficient, and cost-effective product movement around the world. Mobile offers its customers container logistics, less than container quantities, truck loads, and individual packages, and has established relationships and costs with carriers in all market regions. In an industry where "delivered pricing" is the standard, many of Mobile's customers benefit from competitive positioning in the marketplace and feel that Mobile's supply locations and shipping services are invaluable.

Mobile supports its dealers and clients with an extensive offering of custom design and paint options, as well as private product labelling. Mobile is proud to be long time partners with some of the largest material handling suppliers in the industry, providing them with the right product at the right price. This is what has kept Mobile going for more than 50 years and what will keep us going for the next 50!



**MOBILE**



# PALLET TRUCKS

Premium <b>MLX55</b>	6	4-Way <b>MINEY</b>	15
Economy <b>ECO I-55</b>	8	Super Low Profile <b>MO</b>	16
Entry Level <b>IBT55</b>	9	Weigh Scale <b>ECO I-44WL</b>	17
Heavy Duty <b>ECO I-77</b>	10	Roll Truck <b>ECO ERT</b>	18
Heavy Duty <b>ECO I-11HD</b>	11	Rough Terrain <b>ECO RTT</b>	19
Galvanized <b>ECO I-55G</b>	12	Drive Assist <b>ECO DAT</b>	20
Stainless Steel <b>ECO I-55SS</b>	13	Auto Brake <b>ECO I-55A</b>	21
Low Profile <b>MINI</b>	14	<b>POWER DRIVE</b>	22



**TANDEM / LOAD BACKREST / QUICK LIFT PUMP / AUTO BRAKE / DRIVE-ASSIST  
 4-WAY FORK DIMENSIONS / LOW & SUPER LOW PROFILE FORKS / WEIGH SCALE  
 ROLL HANDLING FORKS / CORROSION RESISTANT / HEAVY DUTY / ROUGH TERRAIN**



**Best Usage**

- General lift and transport of standard pallets/skids (40"W x 48"L)
- Long and custom fork models to accommodate extended/awkward loads



**MLX55 PREMIUM PALLET TRUCK**

The Mobile MLX55 is the absolute standard in premium Pallet Truck technology. Featuring durability and versatility, the MLX55 now comes equipped with a Foot Release Mechanism, a unique Pump Piston Dust Cap, improved Bell Crank Design and one-piece reinforced Forks for greater strength.

SKU: MLX55

**5500 LBS**

**MLX55**  
**PREMIUM**



**Features**

- Heavy Duty One-Piece Double C-Channel Steel Frame
- Leak-Proof with Overload Capacity Hydraulic Pump
- Ergonomic 'Spring-A-Matic' Loop Handle
- Ambidextrous Handle Lever Allows Ease of Use For Both Left or Right-Handed Operators
- 200 Degree Steering Maneuverability
- Durable Powder Coat Paint Finish
- Adjustable Push Rods for Individual Fork Adjustment
- Helper Rollers For Easier Pallet Entry
- North American Designed

**Specifications**

Capacity (lbs):	5,500 (59" & 71" forks rated @ 4,400 lbs)
Fork Length:	35" / 48" / 59" / 71"
Fork Overall Width:	20.5" / 27"
Lowered Height:	2.9"
Raised Fork Height:	7.75"
Fork Width:	6.3"
Steer Wheels:	7" x 2"
Load Rollers Single:	2.9" x 3.7"
Wheels/Rollers:	Polyurethane
Weight (lbs):	175

**For custom colour and/or private labelling options, please contact Mobile direct @ 1 800 527 4612**




Pump Assembly



Handle



## MLX55 FEATURES




Foot Release Lever




One Piece Hangar & Solid Fork Tip Design



Adjustable Push Rods




Reinforced Gussets and Frame



Reinforced Bulkhead Header



Left or Right-Handed Handle Lever



Quality Mobile Pump design



Reinforced Handle with Cushioned Control Lever



Reinforced Welds on Forks



**Best Usage**

- General lift and transport of standard pallets/skids (40"W x 48"L)
- Long and custom fork models to accommodate extended/awkward loads



**ECO I-55 ECONOMY PALLET TRUCK**

An economic alternative to the MLX55, the ECO I-55 features a quality German pump design for long shelf life and easy field servicing. 200 degree handle pivot provides exceptional maneuverability, with standard polyurethane wheels and rollers for transport ease. The I-55 features a powder coat finish, robotic welds throughout and grease fittings at all pivot points for easy maintenance.

SKU: ECO I-55, ECO I-44

**5500 LBS**  
**I-55**  
**ECONOMY**



**Features**

- Formed C-Channel Steel
- Reinforced Forks
- Quality Galvanized Pump
- Heavy Duty Thrust Plate
- Ergonomic Cushioned Handle
- 3-Position Finger Tip Control
- Poly Steer/Load Rollers
- Adjustable Push Rods
- High-Quality Powder Coat Finish

**Specifications**

Capacity (lbs):	5,500 / 4,400 (varies on fork size)
Fork Length:	32" / 35" / 42" / 48" / 59" / 71" / 98" / <sup>1</sup> 118"
Fork Overall Width:	18" (32" length ONLY) / 20.5" / 27" / 40"
Lowered Height:	2.9" (3.3" for 4,400 lbs models)
Raised Fork Height:	7.5"
Fork Width:	6.3"
Steer Wheels	7" x 2"
Load Rollers Single:	2.9" x 3.7" (3.2" x 3.7" for 4,400 lbs models)
Wheels/Rollers:	Polyurethane (other types available)
Turning Radius:	52.5" (27" x 48" models only)
Weight (lbs):	175

<sup>1</sup>27" x 118" / Model: ECO I-44 (Equipped with Tandem Load Rollers)

**Options: Tandem Rollers (2.9" x 2.75"), Nylon or Steel Wheels, Rubber Steer Wheels, Auto Brake, Quick Lift, Load Backrest, 6,000 lbs Capacity (20.5" or 27" x 48" ONLY)**



Pump Assembly



Tandem Rollers (Optional)



Load Backrest (Optional)



Best Usage

- General lift and transport of standard pallets/skids (40"W x 48"L)



### IBT55 ENTRY LEVEL PALLET TRUCK

IBT55 is the most affordable, and most dependable Pallet Truck in it's class. IBT55 is durable, versatile and easy to use, and is a more than suitable compliment to your transport equipment fleet.

SKU: IBT55

## 5500 LBS IBT55 ENTRY LEVEL



#### Features

- Formed C-Channel Steel
- Quality Powder Coat Pump
- Heavy Duty Thrust Plate
- Ergonomic Handle
- 3-Position Finger Tip Control
- Adjustable Push Rods
- High-Quality Powder Coat Finish

#### Specifications

Capacity (lbs):	5,500
Fork Length:	48"
Fork Overall Width:	20.5" / 27"
Lowered Height:	2.9"
Raised Fork Height:	7.5"
Fork Width:	6.3"
Steer Wheels:	7" x 2"
Load Rollers Single:	2.9" x 3.7"
Wheels/Rollers:	Polyurethane
Weight (lbs):	180

#### Options: Tandem Rollers (2.9" x 2.75"), Load Backrest



Pump Assembly



Tandem Rollers (Optional)



Load Backrest (Optional)



**Best Usage**

- General lift and transport of standard pallets/skids (40"W x 48"L)
- Heavy-duty loads



**ECO I-77 HEAVY DUTY PALLET TRUCK**

ECO I-77 Heavy Duty Pallet Truck is designed for extra heavy duty applications. It offers the same durability as the ECO I-55, but reinforced to handle loads of up to 7,700 lbs. Like the standard ECO I-55, the ECO I-77 offers 200 degree handle pivot for exceptional maneuverability in compact areas; comes with standard polyurethane wheels and heavy duty load rollers; features a powder coat finish; robotic welds throughout; and grease fittings at all pivot points for easy maintenance.

SKU: ECO I-77

**7700 LBS**  
**I-77**  
**HEAVY DUTY**



**Features**

- Formed C-Channel Steel
- Quality Galvanized Pump
- Heavy Duty Thrust Plate
- Ergonomic Cushioned Handle
- 3-Position Finger Tip Control
- Polyurethane Load Rollers
- Heavy Duty Push Rods
- High-Quality Powder Coat Finish

**Specifications**

Capacity (lbs):	7,700
Fork Length:	45" / 48"
Fork Overall Width:	21.25" / 27"
Lowered Height:	3.3"
Raised Fork Height:	7.9"
Fork Width:	6.3"
Steer Wheels:	7.9" x 1.96"
Load Rollers Single:	3.22" x 3.6"
Wheels/Rollers:	Polyurethane
Weight (lbs):	450

**For custom colour and/or private labelling options, please contact Mobile direct @ 1 800 527 4612**



Pump Assembly



Heavily Reinforced Forks/  
Push Rods



Best Usage

- General lift and transport of standard pallets/skids (40"W x 48"L)
- Heavy-duty loads

# 11000 LBS I-11HD HEAVY DUTY



**Features**

- Formed C-Channel Steel
- Quality Galvanized Pump
- Heavy Duty Thrust Plate
- Ergonomic Cushioned Handle
- 3-Position Finger Tip Control
- Nylon Load Rollers
- Heavy Duty Push Rods
- High-Quality Powder Coat Finish

**Specifications**

Capacity (lbs):	11,000
Fork Length:	45.2" / 48"
Fork Overall Width:	21.6" / 27"
Lowered Height:	3.3" / 2.9"
Raised Fork Height:	7.6" / 7.2"
Fork Width:	7" x 2.3"
Steer Wheels:	7" x 2"
Load Rollers Tandem:	3.15" x 2.75"
Wheels/Rollers:	Nylon
Weight (lbs):	330 / 374

**ECO I-11HD HEAVY DUTY PALLET TRUCK**

ECO I-11HD Heavy Duty Pallet Truck is designed for extra heavy duty applications. It offers the same durability as the ECO I-55, but reinforced to handle loads of up to 11,000 lbs. Like the standard ECO I-55, the ECO I-11HD offers 200 degree handle pivot for exceptional maneuverability in compact areas; comes with standard polyurethane wheels and heavy duty load rollers; features a powder coat finish; robotic welds throughout; and grease fittings at all pivot points for easy maintenance.

**For custom colour and/or private labelling options, please contact Mobile direct @ 1 800 527 4612**

SKU: ECO I-11HD



**Best Usage**

- High-hygiene environments (Pharmaceuticals, Fisheries, Clean-Room)
- Harsh effects of cold (temperatures to -10F) or highly corrosive environments



**5500 LBS**  
**I-55G**   
**GALVANIZED**

**Features**

- Reinforced Galvanized Forks
- German-Designed Galvanized Pump
- Heavy Duty Galvanized Thrust Plate
- Galvanized Cushioned Handle
- 3-Position Finger Tip Control
- Nylon Steer/Load Rollers
- Adjustable Galvanized Push Rods

**Specifications**

Capacity (lbs):	5,500
Fork Length:	48"
Fork Overall Width:	20.5" / 27"
Lowered Height:	2.9"
Raised Fork Height:	7.5"
Fork Width:	6.3"
Steer Wheels:	7" x 2"
Load Rollers Single:	2.9" x 3.6"
Wheels/Rollers:	Nylon
Weight (lbs):	200

**For private labelling options, please contact Mobile direct @ 1 800 527 4612**

**ECO I-55G GALVANIZED PALLET TRUCK**

The ECO I-55G Galvanized Pallet Truck is the ideal choice for Clean-Room or Cold-Room environments, highly corrosive chemical applications, or applications where the unit requires regular wash downs. Hygenic, durable and easy to clean, the ECO I-55G features a 100% Galvanized Pump, Handle, Frame and components, and grease fittings at all pivot points for easy maintenance. The ECO I-55G features an ergonomic design that reduces operator fatigue and downtime. The 200 degree handle pivot provides exceptional maneuverability in compact areas and it comes with standard nylon wheels and rollers for rolling ease.



Pump Assembly



Handle

SKU: ECO I-55G



**Best Usage**

- High-hygiene environments (Pharmaceuticals, Fisheries, Clean-Room)
- Harsh effects of cold (temperatures to -10F) or highly corrosive environments



**5500 LBS**

**I-55SS**



**STAINLESS STEEL**

**Features**

- Reinforced Stainless Forks
- German-Designed Stainless Pump
- Heavy Duty Stainless Thrust Plate
- Stainless Cushioned Handle
- 3-Position Finger Tip Control
- Nylon Steer/Load Rollers
- Adjustable Stainless Push Rods
- 304 Stainless Steel

**Specifications**

Capacity (lbs):	5,500
Fork Length:	48"
Fork Overall Width:	20.5" / 27"
Lowered Height:	2.9"
Raised Fork Height:	7.5"
Fork Width:	6.3"
Steer Wheels:	7" x 2"
Load Rollers Single:	2.9" x 3.6"
Wheels/Rollers:	Nylon
Weight (lbs):	200

**For private labelling options, please contact Mobile direct @ 1 800 527 4612**

**ECO I-55SS STAINLESS STEEL PALLET TRUCK**

ECO I-55SS Stainless Steel Pallet Truck is the ideal choice for Clean-Room or Cold-Room environments, highly corrosive chemical applications, or applications where the unit requires regular wash downs. Hygienic, durable and easy to clean, the ECO I-55SS features a 100% Stainless Steel Pump, Handle, Frame and components, and grease fittings at all pivot points for easy maintenance. The ECO I-55SS features an ergonomic design that reduces operator fatigue and downtime. The 200 degree handle pivot provides exceptional maneuverability in compact areas and it comes with standard nylon wheels and rollers for rolling ease.



Pump Assembly



Handle

SKU: ECO I-55SS



Best Usage

- General lift and transport of standard pallets/skids (40"W x 48"L)
- Pallets with low clearance openings

# 3300 LBS MINI LOW PROFILE



Features

- Formed C-Channel Steel
- Reinforced Forks
- Quality Galvanized Pump
- Heavy Duty Thrust Plate
- Ergonomic Cushioned Handle
- 3-Position Finger Tip Control
- Adjustable Push Rods
- High-Quality Powder Coat Finish

Specifications

Capacity (lbs):	3,300
Fork Length:	45" / 48"
Fork Overall Width:	21" / 27"
Lowered Height:	2"
Raised Fork Height:	6.5"
Fork Width:	6.3"
Steer Wheels:	7" x 1.96"
Load Rollers Single:	1.96" x 3.66"
Wheels/Rollers:	Polyurethane / Steel
Weight (lbs):	175



For custom colour and/or private labelling options, please contact Mobile direct @ 1 800 527 4612

### ECO MINI LOW PROFILE PALLET TRUCK

ECO 'MINI' Pallet Truck features a high quality pump for long life and easy field servicing. Durable, versatile and easy to use, its ergonomic design reduces operator fatigue and downtime. With a 2" lowered height and 21" or 27" wide forks, the ECO 'MINI' is designed to handle pallets where height restrictions are an issue; offers 200 degree handle pivot for exceptional maneuverability in compact areas; comes with standard polyurethane wheels and steel rollers for rolling ease; features a powder coat finish; robotic welds throughout; and grease fittings at all pivot points for easy maintenance.



Pump Assembly



Load Rollers

SKU: ECO MINI





**Best Usage**

- General lift and transport of standard pallets/skids (40"W x 48"L)
- 4-way pallet entry
- Pallets with low clearance openings

**3300 LBS**

**MINEY**



**4-WAY**



**Features**

- Formed C-Channel Steel
- Reinforced Forks
- Quality Galvanized
- Heavy Duty Thrust Plate
- Ergonomic Cushioned Handle
- 3-Position Finger Tip Control
- Adjustable Push Rods
- High-Quality Powder Coat Finish


**Specifications**

Capacity (lbs):	3,300
Fork Length:	48"
Fork Overall Width:	33"
Lowered Height:	2"
Raised Fork Height:	6.5"
Fork Width:	6.3"
Steer Wheels:	7" x 1.96"
Load Rollers Single:	1.96" x 3.66"
Wheels/Rollers:	Polyurethane / Steel
Weight (lbs):	200

**For custom colour and/or private labelling options, please contact Mobile direct @ 1 800 527 4612**

**ECO MINEY 4-WAY PALLET TRUCK**

ECO 'MINEY' Pallet Truck features a high quality pump for long life and easy field servicing. Durable, versatile and easy to use, its ergonomic design reduces operator fatigue and downtime. With a 2" lowered height and 33" wide forks, the ECO 'MINEY' is designed to handle 4-way pallets; offers 200 degree handle pivot for exceptional maneuverability in compact areas; comes with standard polyurethane wheels and steel rollers for rolling ease; features a powder coat finish; robotic welds throughout; and grease fittings at all pivot points for easy maintenance.




Pump Assembly



Handle



Side Pallet Entry



Side Pallet Entry

SKU: ECO MINEY



**Best Usage**

- General lift and transport of standard pallets/skids (40"W x 48"L)
- Pallets with low clearance openings



**ECO MO SUPER LOW PROFILE PALLET TRUCK**

ECO MO Low Profile Truck features an extra low 1 3/8" lowered height for applications that standard Pallet Trucks are unable to handle. With 20.5" or 27" wide forks, the ECO 'MO' is designed to handle loads with extreme entry height restrictions; offers 200 degree handle pivot for exceptional maneuverability in compact areas; comes with standard polyurethane wheels and steel rollers for rolling ease; features a powder coat finish; robotic welds throughout; and grease fittings at all pivot points for easy maintenance.

SKU: ECO MO

**2200 LBS**  
**MO**   
**SUPER LOW PROFILE**

**Features**

- Formed C-Channel Steel
- Reinforced Forks
- Quality Galvanized Pump
- Heavy Duty Thrust Plate
- Ergonomic Cushioned Handle
- 3-Position Finger Tip Control
- Adjustable Push Rods
- High-Quality Powder Coat Finish


**Specifications**

Capacity (lbs):	2,200
Fork Length:	44.1"
Fork Overall Width:	21" / 27"
Lowered Height:	1.4"
Raised Fork Height:	3.5"
Fork Width:	6.3"
Steer Wheels:	6.3" x 1.96"
Load Rollers Tandem (Steel):	1.33" x 2.28"
Wheels/Rollers:	Polyurethane / Steel
Weight (lbs):	175

**For custom colour and/or private labelling options, please contact Mobile direct @ 1 800 527 4612**



Load Rollers



Low Profile



Best Usage

- Ability to lift, transport, and weigh loads

4400 LBS

# I-44WL



## WEIGH SCALE



### Features

- Easy-To-Use, Clickable Display Buttons
- High Contrast LCD Display
- Zero Correction, Gross Net Weighing/Total Weight Functions
- Auto Shut-Off after 3 minutes
- 1kg/2.2lb Increments
- High-Quality Powder Coat Finish
- Tare Function
- 70 Hrs Use
- Tolerance: +/-4.4lbs
- AA Batteries (4 x 1.5V)

### Specifications

Capacity (lbs):	4,400
Fork Length:	45" / 48"
Fork Overall Width:	22.5" / 27"
Lowered Height:	3.3"
Raised Fork Height:	7.8"
Fork Width:	7"
Overall Length:	62" / 65"
Battery:	(x4) DC 1.5V
Wheels/Rollers:	Polyurethane
Weight (lbs):	310

### ECO I-44WL WEIGH SCALE PROFILE PALLET TRUCK

ECO I-44WL Weigh Scale Pallet Truck enables the operator to easily lift, weigh (to 99.9% accuracy) and transport loads. The easy to read meter features a high-contrast LCD display for better visibility, and 'clickable' keypad. The readout is available in metric or imperial and can be used with internal rechargeable battery source or external AC input. The ECO I-44WL features a quality German design pump for long life and easy field servicing. Durable, versatile and easy to use, it features an ergonomic design that reduces operator fatigue and downtime. A 195 degree handle pivot provides exceptional maneuverability in compact areas and comes with standard polyurethane wheels and rollers for rolling ease.

### Option: Thermal Printer (Model: ECO I-44WLP)

\*\*\* UNIT IS NOT LEGAL FOR TRADE \*\*\*



LCD Display



LCD Display Buttons



Pump Assembly

SKU: ECO I-44WL, ECO I-44WLP



**Best Usage**

- Cradling paper rolls and other cylinder loads

# 4400 LBS ERT ROLL TRUCK



\*Please reference which fork width is needed for your roll diameter

Roll Diameter	16" - 24"	24" - 31.5"	31.5" - 47"	47" - 63"
Overall Fork Width	30"	33.5"	39.4"	45.3"

**Features**

- Formed C-Channel Steel
- Inverted "V" Shaped Forks for Handling Rolls/Reels/Drums and more
- Quality Galvanized Pump
- Heavy Duty Thrust Plate
- Ergonomic Cushioned Handle
- 3-Position Finger Tip Control
- Polyurethane Steer Wheels/Load Rollers
- Adjustable Push Rods
- High-Quality Powder Coat Finish

**Specifications**

Capacity:	4,400 lbs
Forks Length:	31" / 35" / 39" / 43" / 45" / 48"
Forks Overall Width:	30" / 33.5" / 39.4" / 45.3"
Lowered Height:	--
Raised Fork Height:	7.9"
Fork Width:	--
Steer Wheels:	8" x 2"
Load Rollers:	3" x 3.7"
Wheels/Rollers:	Polyurethane
Weight:	--

**ECO ERT ROLL TRUCK**

ECO ERT Roll Trucks are designed to cradle paper, plastic, and rolls of various shapes and sizes. It offers the same durability as the ECO I-55, but its inverted "V" fork design lifts and transports rolls while protecting them from damage. Like the standard ECO I-55, the ECO ERT offers 200 degree handle pivot for exceptional maneuverability in compact areas; comes with standard polyurethane wheels and rollers for rolling ease; features a powder coat finish; robotic welds throughout; and grease fittings at all pivot points for easy maintenance.

**For custom colour and/or private labelling options, please contact Mobile direct @ 1 800 527 4612**

SKU: ECO ERT



Best Usage

- Soft/uneven surfaces, rugged surfaces, or high ground clearance requirements



**ECO RTT ROUGH TERRAIN PALLET TRUCK**

ECO RTT Rough Terrain Truck has large pneumatic tires that make it ideal for outdoor use or on undulating surfaces. Each fork is adjustable, allowing the truck to be used with pallets of different sizes as well as with either open or closed bottoms. This ECO Rough Terrain Truck also offers 210 degree handle pivot for exceptional maneuverability in compact areas; comes with pneumatic wheels for rolling ease; features a powder coat paint finish and robotic welds throughout.

**2650 LBS**  
**RTT**  
**ROUGH TERRAIN**


**Features**

- Pneumatic Tires
- 34" Long Adjustable Forks
- 2" Lowered Height
- 3-Position Finger Tip Control
- High-Quality Powder Coat Finish

**Specifications**

Capacity (lbs):	2,650
Fork Length:	34"
Fork Overall Width:	9" - 29"
Lowered Height:	2"
Raised Fork Height:	9.2"
Fork Width:	4.5"
Leg I.D.:	50.3"
Overall Size (L x W x H):	63" x 54" x 48"
Steer Wheels:	10.4" x 3.1"
Load Rollers Single:	21.6" x 5.2"
Weight (lbs):	517

**For custom colour and/or private labelling options, please contact Mobile direct @ 1 800 527 4612**



Pump Assembly

SKU: ECO RTT



Best Usage

- General lift and transport of standard pallets/skids (40"W x 48"L)
- Steep inclines



**ECO DAT MECHANICAL DRIVE ASSIST PALLET TRUCK**

ECO Drive Assist Truck are designed to handle standard pallets. It offers the same durability as the ECO I-55, but its mechanical drive assist function provides the user with the added ability to begin forward momentum through pumping of the handle. Once the load is in motion, the user can then pull the handle as normal with the forward inertia having already been provided through the mechanical drive assist. This greatly aids the user as this initial forward momentum is often strenuous. While the mechanical drive assist is engaged, it also acts as a brake on the unit, preventing it from rolling in the opposite direction.

**5500 LBS**  
**DAT**  
**DRIVE ASSIST**

**Features**

- Mechanical Drive Assist
- Formed C-Channel Steel
- Quality Galvanized Pump
- Heavy Duty Thrust Plate
- Ergonomic Cushioned Handle
- 3-Position Finger Tip Control
- Adjustable Push Rods
- High-Quality Powder Coat Finish

**Specifications**

Capacity (lbs):	5,500
Fork Length:	45.2" / 48"
Overall Fork Width:	21.2" / 27"
Raised Fork Height:	7.9"
Fork Width:	6.3"
Steer Wheels:	7.8" x 2"
Load Rollers Single:	3" x 2.7"
Wheels/Rollers:	Polyurethane
Weight (lbs):	172

**For custom colour and/or private labelling options, please contact Mobile direct @ 1 800 527 4612**



Pump Assembly



Mechanical Drive Assist

SKU: ECO DAT



**Best Usage**

- General lift and transport of standard pallets/skids (40"W x 48"L)
- Steep inclines

**5500 LBS**  
**I-55A**  
**AUTO BRAKE**



**Features**

- Auto Style Hand Brake
- Formed C-Channel Steel
- Quality Galvanized Pump
- Heavy Duty Thrust Plate
- Ergonomic Cushioned Handle
- 3-Position Finger Tip Control
- Polyurethane Load Rollers
- Adjustable Push Rods
- High-Quality Powder Coat Finish

**Specifications**

Capacity (lbs):	5,500
Fork Length:	48"
Overall Fork Width:	20.5" / 27"
Lift Height:	7.5"
Lowered Height:	3"
Fork Width:	6.25"
Steer Wheels:	7" x 2"
Load Rollers Single:	3" x 3.7"
Wheels/Rollers:	Rubber / Polyurethane
Weight (lbs):	180

**For custom colour and/or private labelling options, please contact Mobile direct @ 1 800 527 4612**

**ECO I-55A AUTO BRAKE PALLET TRUCK**

ECO I-55 w/Auto Brake features the same high quality pump for long life and easy field servicing as the standard ECO I-55 but with an Auto style drum braking system designed to allow the operator to slow or lock the unit in place. The ECO I-55 w/Auto Brake is designed to handle pallets where cargo is needed to be parked or locked into place, such as small inclines or declines; offers 200 degree handle pivot for exceptional maneuverability in compact areas; comes with standard rubber wheels and polyurethane rollers for rolling ease; features a powder coat paint finish; robotic welds throughout; and grease fittings at all pivot points for easy maintenance.



Pump Assembly



Handle (Optional)

SKU: ECO I-55A



# POWER DRIVE



## POWER DRIVE

The POWER DRIVE is a revolutionary, multi-patented invention consisting of a powerful, battery operated drive unit, and throttle assembly, that can be connected to any Mobile manual pallet truck model. The result is a safer, more convenient and more cost-effective means of moving pallets. Improve the productivity and safety of your pallet moving operations while maintaining a consistent operator interface - regardless of the age/brand/condition of the pallet trucks in operation. POWER DRIVE powered drive units also represent unprecedented value with a low purchase, minimal maintenance costs, and a continuous shelf-life.

### Features

- Unique “bolt-on” device that instantly converts a manual pallet truck into a powerful, fast, yet ultra-compact motorized truck
- Fits any Mobile model manual pallet truck
- So compact it can go wherever a manual pallet truck can
- Includes Power Drive Assembly Unit, Battery Pack, and Battery Charger



Control Handle



Battery Removed



Power Drive Assembly

SKU: POWER DRIVE



# POWER DRIVE FEATURES

ECONOMICAL • COMPACT • POWERFUL • CONTINUOUS



### UNPARALLELED SAFETY FEATURES

Multiple circuitry redundancy (including multiple E-Stop button activators); Hand-proximity confirmation on throttle activation (unit won't move without operator's hand on throttle); E-Stop circuitry is checked after each time the machine auto turns off.



### NEVER 'DOWN' FOR RECHARGING & NO MORE 'COLD BATTERY' ISSUES

Instead of using large, heavy lead acid batteries that conventional electric trucks use, the POWER DRIVE uses compact, quick charge, quick change, 46V Nimh battery packs. They can be easily removed to minimize exposure to low temperatures when not in use, greatly improving battery performance.



### EXCEPTIONAL TECHNOLOGY FEATURES

RPM-matched speed (consistent throttle response regardless of load); controlled hill descent, hill holding and hill-climb assist; 'intelligent' dynamic braking; smartphone configurable settings for accel/decel rates, max. speed, auto/manual horn; usage logging and more.



### SEPERATION OF 'TECHNOLOGY' FROM COMMODITY

This patented concept allows the 'technology component', the POWER DRIVE unit, to be easily removed from the 'commodity component', a worn-out manual pallet truck, and moved over onto a new truck to start its next life. The result is that a POWER DRIVE sees a much longer service shelf life at a lower acquisition and annual cost.



### FLEXIBILITY TO CHANGE MODELS WITHOUT CHANGING YOUR POWER DRIVE

An expanding library of (inexpensive) mounting plates are offered to allow attachment of the POWER DRIVE to an array of popular pallet trucks. Owners can easily switch between or mix different models of manual trucks over time while maintaining a consistent operator interface...the POWER DRIVE'S throttle and drive system.



### MINIMAL MAINTENANCE REQUIREMENTS

The POWER DRIVE has been designed and built to be virtually maintenance free. The minimal amount of maintenance and parts required are inexpensive to purchase and easy to replace with no mechanical or electrical experience or special tools required.

## WEIGHTS AND PERFORMANCE

Weight of Typical Manual Pallet Truck	150 lbs	70 kg
Weight of Power Pallet Truck with Battery Pack	38 lbs	17 kg
Maximum Load Capacity (on flat concrete)	5,000 lbs	2,267 kg
Maximum Speed - Un-laden (on flat concrete)	3.7 mph	100 m/min


## POWER DRIVE PACKAGING SPECIFICATIONS

ITEMS INCLUDED	QTY	TOTAL PACKAGE (GROSS)
Machine	1	43 lbs   19.5 kg
Battery Charger	1	14 cm x 19 cm x 36 cm
Battery Pack(s)	1	5.5" x 7.5" x 14"

\*Maximum speed and acceleration/deceleration times can vary depending on the load, gradient, surface conditions and condition of the pallet truck

\*\*Acceleration/deceleration factors, maximum speed setting, horn settings, and safety lock-outs can be set via a USB connection or, as an option, wirelessly from a smart phone

For more information on the POWER DRIVE, please contact Mobile direct @ 1 800 527 4612



# SCISSOR LIFTS

Manual <b>ECO EMSL22N</b>	26
Stainless Steel <b>ECO EMSL22N-SS</b>	27
Battery <b>ECO EBSL22N</b>	28
Manual <b>ECO EMSL33N</b>	30
Battery <b>ECO EBSL33N</b>	31
Manual <b>MPS25</b>	32
Battery <b>BPS25</b>	33



**MANUAL PUMP / BATTERY OPERATED / STAINLESS STEEL**



**Best Usage**

- Built to work like a Pallet Truck/Stacker combined
- Eliminates bending/back injuries (will not work with bottom board pallets)

**2200 LBS**

# EMSL22N



**MANUAL**



**Features**

- Closed Fork Tips and Reinforced Chassis ensure long-lasting performance
- Ergonomically Designed and comfortable Handle
- Single Cylinder for increased durability and less maintenance
- Quick-Lift Function

**Specifications**

Capacity (lbs):	2,200
Fork Length:	46"
Overall Fork Width:	21.25" / 27"
Raised Fork Height:	31.5"
Extended Mast Height:	65.5"
Lowered Height:	3.3"
Overall Length:	70"
Fork Width:	6.3"
Aisle Width (32" x 47" Pallet):	78"
Turning Radius:	61.5"
Wheels/Rollers:	Polyurethane
Weight (lbs):	275 / 300

**EMSL22N MANUAL SCISSOR LIFT**

ECO EMSL22N Scissor Lifts are manual pump operated high lift truck designed to handle applications such as lifting and transporting skids and bottomless containers, loading/unloading conveyor systems, and is perfectly suited for use as a work station. Built to work like a Stacker and Pallet Truck combined, the ergonomic design of the EMSL22N helps prevent awkward bending and other stressful physical movements.

**For custom colour and/or private labelling options, please contact Mobile direct @ 1 800 527 4612**



Pump Assembly



Single Piston

SKU: EMSL22N



**Best Usage**

- High-hygiene environments (Pharmaceuticals, Fisheries, Clean-Room)
- Harsh effects of cold (temperatures to -10F) or highly corrosive environments

**2200 LBS**  
**EMSL22N-SS**  
**STAINLESS STEEL**



**Features**

- Closed Fork Tips and Reinforced Chassis ensure long-lasting performance
- Pressure Relief Valve
- Ergonomic Cushioned Handle
- 3-Position Finger Tip Control
- Nylon Wheels/Load Rollers
- Hygienic, durable, easy to clean finish

**Specifications**

Capacity (lbs):	2,200
Fork Length:	45.3"
Overall Fork Width:	21.3" / 26.8"
Raised Fork Height:	31.5"
Lowered Height:	3.3"
Fork Width:	6.3"
Wheels/Rollers:	Nylon
Weight (lbs):	242 / 275

**EMSL22N-SS STAINLESS STEEL SCISSOR LIFT**

ECO EMSL Stainless Steel Scissor Lifts are designed for applications where high standards of hygiene or corrosive environments are present. They offer the same durability and quality as the standard EMSL22N Scissor Lifts, but designed to withstand environments where Stainless Steel is necessary.

SKU: EMSL22N-SS



**Best Usage**

- Built to work like a battery operated Pallet Truck/Stacker combined
- Eliminates bending/back injuries (will not work with bottom board pallets)

# 2200 LBS EBSL22N BATTERY



## EBSL22N BATTERY SCISSOR LIFT

ECO EBSL22N Scissor Lifts are battery operated high lift truck designed to handle applications such as lifting and transporting skids and bottomless containers, loading/unloading conveyor systems, and is perfectly suited for use as a work station. Built to work like a Stacker and Pallet Truck combined, the ergonomic design of the EBSL22N helps prevent awkward bending and other stressful physical movements.

**Features**

- Closed Fork Tips and Reinforced Chassis ensure long-lasting performance
- Ergonomically Designed and comfortable Handle
- Single Cylinder for increased durability and less maintenance
- Built-In Charger

**Specifications**

Capacity (lbs):	2,200
Fork Length:	46"
Overall Fork Width:	21.25" / 27"
Raised Fork Height:	31.5"
Extended Mast Height:	65.5"
Lowered Height:	3.3"
Overall Length:	67.5"
Fork Width:	6.3"
Aisle Width (32" x 47" Pallet):	78"
Turning Radius:	61.5"
Lift Motor (kW):	0.6
Battery Voltage (V/Ah):	12 / 52
Battery Weight (lbs):	24
Wheels/Rollers:	Polyurethane
Weight (lbs):	372

**For custom colour and/or private labelling options, please contact Mobile direct @ 1 800 527 4612**



Pump Assembly



Handle

SKU: EBSL22N



Model shown: EBSL22N



**Best Usage**

- Built to work like a Pallet Truck/Stacker combined
- Eliminates bending/back injuries (will not work with bottom board pallets)

# 3300 LBS EMSL33N HEAVY DUTY



**Features**

- Closed Fork Tips and Reinforced Chassis ensure long-lasting performance
- Ergonomically Designed and comfortable Handle
- Single Cylinder for increased durability and less maintenance
- Quick-Lift Function

**Specifications**

Capacity (lbs):	3,300
Fork Length:	43.3"
Overall Fork Width:	20.5" / 26.7"
Raised Fork Height:	31.5"
Extended Mast Height:	65.5"
Lowered Height:	3.3"
Overall Length:	70"
Fork Width:	6.3"
Aisle Width (32" x 47" Pallet):	78"
Turning Radius:	61.5"
Steer Wheels:	5.9" x 2"
Load Rollers Single:	2.9" x 2"
Wheels/Rollers:	Polyurethane
Weight (lbs):	275 / 300

**EMSL33N HEAVY DUTY MANUAL SCISSOR LIFT**

ECO EMSL33N Scissor Lifts are manual pump operated high lift truck designed to handle applications such as lifting and transporting skids and bottomless containers, loading/unloading conveyor systems, and is perfectly suited for use as a work station. Built to work like a Stacker and Pallet Truck combined, the ergonomic design of the EMSL33N helps prevent awkward bending and other stressful physical movements.

**For custom colour and/or private labelling options, please contact Mobile direct @ 1 800 527 4612**



Stabilizers



Handle

SKU: EMSL33N





**Best Usage**

- Built to work like a battery operated Pallet Truck/Stacker combined
- Eliminates bending/back injuries (will not work with bottom board pallets)



\*Picture shown is for representation purposes only and actual model differs

**EBSL33N HEAVY DUTY BATTERY SCISSOR LIFT**

ECO EBSL33N Scissor Lifts are battery operated high lift truck designed to handle applications such as lifting and transporting skids and bottomless containers, loading/unloading conveyor systems, and is perfectly suited for use as a work station. Built to work like a Stacker and Pallet Truck combined, the ergonomic design of the EBSL33N helps prevent awkward bending and other stressful physical movements.

SKU: EBSL33

**3300 LBS**  
**EBSL33N**  
**HEAVY DUTY**

**Features**

- Closed Fork Tips and Reinforced Chassis ensure long-lasting performance
- Built-In Charger
- Single Cylinder for increased durability and less maintenance
- Ergonomically Designed and comfortable Handle

**Specifications**

Capacity (lbs):	3,300
Fork Length:	43.3" / 44.8"
Overall Fork Width:	20.5" / 26.7"
Raised/Lowered Fork Height:	31.5" / 3.3"
Overall/Extended Mast Height:	49" / 65.5"
Overall Length:	67.5"
Fork Width:	6.3"
Aisle Width (32" x 47" Pallet):	78"
Turning Radius:	61.5"
Lift Motor (kW):	1.1
Battery Voltage (V/Ah):	12 / 63
Battery Weight (lbs):	24
Steer Wheels:	5.9" x 2"
Load Rollers Single:	2.9" x 2"
Wheels/Rollers:	Polyurethane
Weight (lbs):	323.4

**For custom colour and/or private labelling options, please contact Mobile direct @ 1 800 527 4612**



**Best Usage**

- Built to work like a Pallet Truck/Stacker combined
- Eliminates bending/back injuries (will not work with bottom board pallets)

# 2500 LBS

# MPS25

## MANUAL



**Features**

- Formed C-Channel Steel
- Steel Load Backrest
- Leak-proof Rebuildable Pump w/Overload Protect
- Automatic Brake System
- 3-Position Finger Tip Control Handle
- Dual Cylinder w/Chain Pull Design
- North American Designed

**Specifications**

Capacity (lbs):	2,500
Fork Length:	48"
Overall Fork Width:	20.5" / 27"
Raised Fork Height:	31.5"
Lowered Height:	3.5"
Fork Width:	7"
Steer Casters:	4" Phenolic
Load Rollers Single:	3" Nylon
Weight (lbs):	320

**For custom colour and/or private labelling options, please contact Mobile direct @ 1 800 527 4612**

**MPS25 MANUAL SCISSOR LIFT**

The Mobile MPS25 is a manually operated transport unit designed to handle applications such as: lifting/transporting skids and bottomless containers, loading/unloading conveyor systems, and as a mobile work station. Built to work like a combo Pallet Truck/Stacker, the MPS25 is a valuable tool in reducing worker injury due to poorly planned material handling procurement.

SKU: MPS25



**Best Usage**


- Built to work like a battery operated Pallet Truck/Stacker combined
- Eliminates bending/back injuries (will not work with bottom board pallets)



**BPS25 BATTERY SCISSOR LIFT**

The Mobile BPS25 features the same construction as the MPS25 but with built-in battery compartment. Reach maximum lift heights in 6 seconds and lift approximately 50 full loads to the full raised height on 1 battery charge.

SKU: BPS25

**2500 LBS**  
**BPS25**   
**BATTERY**


**Features**

- Formed C-Channel Steel
- Steel Load Backrest
- Leak-proof Rebuildable Pump w/Overload Protect
- Automatic Brake System
- Dual Cylinder w/Chain Pull Design
- Fully raised in 6 seconds
- Approx. 50 max. load lifts on 1 Battery Charge
- North American Designed

**Specifications**

Capacity (lbs):	2,500
Fork Length:	48"
Overall Fork Width:	20.5" / 27"
Raised Fork Height:	31.5"
Lowered Height:	3.5"
Fork Width:	7"
Battery Voltage (V/Ah):	12 / 125
Charger:	10A Onboard
Steer Casters:	4" Phenolic
Load Rollers Single:	3" Nylon
Weight (lbs):	450

**For custom colour and/or private labelling options, please contact Mobile direct @ 1 800 527 4612**



Three diagrams showing correct and incorrect ways to use the cart's components. The diagrams include symbols for a person, a cart, and a wheel, with arrows indicating movement or placement. To the right of the diagrams is a small text box with the following text:  
1. 2. 3.  
4. 5. 6.  
7. 8. 9.



# LIFT TABLES

Foot Pump <b>ECO ELT SERIES</b>	36
Stainless Steel <b>ELTSS</b>	38
Electric <b>ECO EELT770</b>	39



**FOOT PUMP / STAINLESS STEEL / ELECTRIC**



**330-2200 LBS**

# ELT SERIES

## FOOT PUMP




### Features

- Lift and Transport Design
- Upper Lifting Limit Bypass
- Polyurethane Fixed and Swivel Wheels
- Dual Brake System
- Collapsible Handle (ELT330N, ELT660N, ELT1100N models)

### Specifications

Capacity (lbs):	330 - 2,200
Lowered Height:	8.7" - 16.5"
Raised Height:	28.3" - 53.5"
Table Dimensions (L x W):	27.5" x 17.7" - 80" x 30"
Wheels (Diameter):	4" x 1" - 7" x 2"
Foot Pump Cycle to Max Height:	<27 - <200
Handle Height (from ground):	37.4" - 39.4"
Weight (lbs):	100 - 435



Foot Pump



Scissor Assembly

### ECO ELT SERIES LIFT TABLE

The Mobile ECO Series of Lift Tables are lifting devices featuring easy, flexible, reliable and safe operation suitable for short distance transportation of loads in such applications as warehouses, manufacturing facilities, shopping malls and workshops.

SKU: ELT330N, ELT660N, ELT700N, ELT1100N, ELT1650N, ELT2200N, ELT1100GN, ELT2200GN



ELT330N



ELT660N



ELT770N



ELT1100N



ELT1650N



ELT1100GN

Specifications	Model# ELT330N	Model# ELT660N	Model# ELT770N	Model# ELT1100N	Model# ELT1650N	Model# ELT2200N	Model# ELT1100GN	Model# ELT2200GN
Capacity (lbs)	330	660	770	1100	1650	2200	1100	2200
Lowered Height	8.7"	11.2"	13.9"	11.2"	16.5"	15"	11.4"	14.2"
Raised Height	28.3"	34.6"	51.2"	34.6"	39"	39"	36"	53.5"
Table Dimensions (Length x Width)	27.5" x 17.7"	32" x 20"	36" x 20"	32" x 20"	40" x 20"	40" x 20"	63" x 32"	80" x 30"
Wheel (Diameter)	4" x 1"	5" x 1.6"	5" x 1.6"	5" x 1.3"	5.8" x 2"	5" x 2"	5" x 2"	7" x 2"
Foot Pump Cycle to Max Height	<28	<27	<53	<27	<45	<82	<55	<200
Net Weight (lbs)	100	170	231	178	275	308	339	435
Handle Height (from ground)	37.4"	39"	38.4"	39"	39"	38.6"	38.4"	39.4"



ELT220SSN | ELT770SSN



ELT550SSN | ELT990SSN

## 220-990 LBS ELTSS STAINLESS STEEL

### Features

- Lift and Transport Design
- Upper Lifting Limit Bypass
- Fixed and Swivel Wheels
- Dual Brake System
- Galvanized Pump and Scissors (ALL models)

### Specifications

Capacity (lbs):	220	550	770	990
Table Length:	27.55"	32"	35.82"	11.2"
Table Width:	17.52"	19.68"	19.68"	19.68"
Lowered Height:	9.84"	11.4"	13.9"	11.4"
Lift Height:	48"	35"	51"	35"

### ECO ELTSS STAINLESS STEEL LIFT TABLE

The Mobile ECO ELT Stainless Steel Lift Table is a lifting device featuring easy, flexible, reliable and safe operation suitable for short distance transportation of loads in such applications as warehouses, manufacturing facilities, shopping malls and workshops, where the unit is required to be washed down on a daily basis and a corrosion resistant exterior is needed.

SKU: ELT220SSN, ELT550SSN, ELT770SSN, ELT990SSN





# 770 LBS EELT770N ELECTRIC



## Features

- Electric Lift Operation
- Upper Lifting Limit Bypass
- Polyurethane Fixed and Swivel Wheels
- Dual Brake System
- (2) 12V/15A Batteries
- On-Board 24V/3A Charger
- 24V DC 0.8 KW Motor

## Specifications

Capacity (lbs):	770
Lowered Height:	14.5"
Raised Height:	51.2"
Table Dimensions (L x W):	36" x 20"
Wheel:	5" x 1.6"
Lifting Speed - Laden / Unladen (p/sec):	3.5" / 4.3"
Lowering Speed - Laden / Unladen (p/sec):	3.9" / 3.5"
Handle Height From Ground:	36.2"
Net Weight (lbs):	312

## ECO EELT770N ELECTRIC LIFT TABLE

The Mobile ECO EELT770N Electric Lift Table is a lifting device featuring easy, flexible, reliable and safe operation suitable for short distance transportation of loads in such applications as warehouses, manufacturing facilities, shopping malls and workshops. It's also the perfect solution for use as a feeding table on an assembly line.

SKU: EELT770N



Eaton

50503

Technical specifications label




# STACKERS

Semi-Electric <b>B-Series</b>	42
Telescopic <b>F-Series</b>	44
Folding Mast <b>B76CFP-FM</b>	46
Manual Winch <b>MW500</b>	48
Manual Winch <b>MW750</b>	49
Manual Pump <b>EMS22</b>	50
Manual Pump <b>EMS22NFF</b>	51
Fixed Platform <b>EMS22NFP</b>	52
Self-Lifting <b>ESLS11</b>	53
Adjustable Fork <b>EHS22N</b>	54
Fixed Fork <b>EHS22FFN</b>	55
Fork-Over <b>EHS33FFN</b>	56
On-Board Tote <b>OBST500</b>	57



**FIXED STRADDLE / FORK-OVER / APPLICATION SPECIFIC / ON-BOARD TOTE  
AC POWER / 5TH WHEEL FIXED PULL HANDLE / HAND REMOTE CONTROL  
FOLDING MAST / SNAP-ON PLATFORM / MODIFIED FORK LENGTHS**



# 1500 LBS B-SERIES SEMI-ELECTRIC



## B-SERIES SEMI-ELECTRIC STACKER

The Mobile B-Series Stacker is designed to handle all types of applications including: lifting and transporting skids, bales, baskets; loading and unloading trucks; stocking shelves; die and mold handling; and can handle all sizes of pallets via adjustable straddle legs. The B-Series is most valuable for loading and unloading trucks where no loading docks exist.

SKU: B60CSA, B70CSA, B80CSA

### Features


- Formed Channel Steel Construction
- Adjustable Forks/Straddle Legs
- 6:1 Safety Factor Ensuring Safe Fork Lowering
- Steel Safety Screen
- On Dash Lift/Lower Lever
- Rebuildable Lift Cylinder for Easy Seals/Wiper Replacement
- Hand Controlled Floor-Lock Brake
- High-Quality Powder Coat Paint Finish
- North American Designed

### Specifications

Capacity (lbs):	1,500
Lowered Fork Height:	3"
Raised Fork Height:	60" / 70" / 80"
Overall Mast Height:	72" / 82" / 92"
Fork Dimensions:	4" x 42"
Forks Adjust:	8" - 24"
Straddle Legs I.D./O.D.:	41" - 50" / 47" - 56"
Turning Radius:	56.75" / 67" (w/5th Wheel Steering)
Steer Wheels:	6" Phenolic
Load Rollers Single:	4" Phenolic
Battery (V/Ah):	12 / 125 Heavy Duty
Charger (V/A):	12 / 10 (w/Overload Protect)
Weight (lbs):	625 / 638 / 652

**Options: 2,000 lbs Capacity, Fixed Straddle Legs, AC Power, Hand Remote, 5th Wheel Steering, Pull Handle, Snap-on Platform**

**\*\*\* Custom Options Available for Volume Oppourtunities \*\*\***



Lift Cylinder



Battery/Charger Compartment




Lift/Lower Lever



Model shown: B60CSA



Model shown: FTAF144



# 1500 LBS F-SERIES TELESCOPIC



## F-SERIES TELESCOPIC SEMI-ELECTRIC STACKER

The Mobile F-Series Telescopic Stacker is perfectly suited for high reach, tight space applications. Equipped with power lift and easy to maneuver manual push/pull, the F-Series is designed to lift a variety of loads via adjustable straddle legs, is perfect for racking and shelving applications as well as loading/unloading trucks where docks do not exist.

### Features


- Formed Channel Steel Construction
- Adjustable Forks/Straddle Legs
- 6:1 Safety Factor Ensuring Safe Fork Lowering
- Steel Safety Screen
- On Dash Lift/Lower Lever
- Rebuildable Lift Cylinder for Easy Seals/Wiper Replacement
- Hand Controlled Floor-Lock Brake
- High-Quality Powder Coat Paint Finish
- North American Designed

### Specifications

Capacity (lbs):	1,500
Lowered Fork Height:	3"
Raised Fork Height:	96" / 120" / 132" / 144"
Lowered Mast Height:	70" / 82" / 88" / 94"
Fork Dimensions:	4" x 42"
Forks Adjust:	8" - 25"
Straddle Legs I.D./O.D.:	36" - 50" / 42" - 56"
Turning Radius:	66" / 55.75" (NO 5th Wheel Steering)
Steer Wheels:	7" Polyurethane
Load Rollers:	4" Phenolic
Battery (V/Ah):	12 / 125 Heavy Duty
Charger (V/A):	12 / 10 (w/Overload Protect)
Weight (lbs):	815 / 875 / 900 / 924

**Options: 2,000 lbs Capacity (96" Lift), Fixed Straddle Legs, AC Power, Hand Remote, 5th Wheel Steering, Pull Handle, Snap-on Platform**

\*\*\* Custom Options Available for Volume Oppourtunities \*\*\*




Lift Cylinder




5th Wheel Steering

SKU: FTAFC96, FTAFC120, FTAFC132, FTAFC144



# 3000 LBS B76CFP-FM FOLDING MAST




## Features

- Formed Channel Steel Construction
- On Dash Lift/Lower Lever
- Reinforced Fixed Platform
- Fold-Down Mast; allows for stacker to travel through lower doors/openings
- Small Footprint
- Rebuildable Lift Cylinder for Easy Seals/Wiper Replacement
- Steel Safety Screen
- Fixed Legs
- Hand Controlled Floor-Lock Brake
- High-Quality Powder Coat Paint Finish

## Specifications

Capacity (lbs):	3,000
Lowered Platform Height:	4.5"
Raised Platform Height:	76"
Mast Height (Max.):	88" (folding down to 70")
Overall Length:	46"
Overall Width:	26.5"
Platform Size:	26" x 26"
Swivel Casters (Phenolic):	6" x 2"
Load Rollers (Tandem):	4" x 2"
Battery (V/Ah):	12 / 125
Charger (V/A):	12 / 10

For custom colour options, please contact Mobile direct @ 1 800 527 4612





## B76CFP-FM FOLDING MAST STACKER

The Mobile B76CFP-FM is a compact, durable and simple to operate unit. The mast is able to fold back, giving the operator more clearance to go through shorter doors or under low clearances, while then still being able to reach higher lift heights.

SKU: B76CFP-FM







**500 LBS**  
**MW500**    
**MANUAL WINCH**



**Features**

- Solid Steel Construction
- Durable & Dependable
- Enables One-person Deliveries
- Designed for Use with Latest Containers
- Perfect for Lifting Material On/Off Trucks
- Reduces Risk of Injury
- North American Designed

**Specifications**

Capacity (lbs):	500
Raised Height:	54"
Overall Mast Height:	64"
Platform Size:	20" x 20"
Lowered Height:	4"
Front Casters:	3"
Rear Wheels:	6"
Casters/Wheels:	Phenolic
Weight (lbs):	98

**For custom colour and/or private labelling options, please contact Mobile direct @ 1 800 527 4612**

**MW500 MANUAL WINCH STACKER**

The Mobile MW500 is a versatile transport unit that can be used in the upright position or tilted back to climb stairs or obstructions. Simple to operate, the MW500 features 4 wheels, easy to maneuver steering and an easy to turn hand winch with automatic brake system. Unit includes: heavy-duty cable to ensure load/lifting safety; an easy-to-turn hand winch with an automatic braking system; a safety cage that protects the operator but still provides load and travel visibility; and phenolic fixed and swivel wheels for easy transport.



Platform



Cables




Push/Pull Handle



Mast

SKU: MW500



**750 LBS**  
**MW750**    
**MANUAL WINCH**



**Features**

- Formed Channel Steel Construction
- Adjustable Forks/Straddle Legs
- Steel Safety Screen
- Manual Hand Winch
- Locking Rear Casters
- High-Quality Powder Coat Paint Finish
- North American Designed

**Specifications**

Capacity (lbs):	750
Fork Dimensions:	3" x 36"
Forks Adjust O.D.:	6" - 24"
Straddle Legs I.D./O.D.:	34" - 50" / 40" - 56"
Lowered Fork Height:	3"
Raised Fork Height:	60"
Overall Mast Height:	70"
Load Rollers:	4" Phenolic
Rear Swivel Casters:	4" Phenolic
Weight (lbs):	355


**For custom colour and/or private labelling options, please contact Mobile direct @ 1 800 527 4612**

**MW750 MANUAL WINCH STACKER**

The Mobile MW750 is a compact unit ideal for loading/unloading trucks where docks do not exist. The adjustable straddle legs enable the unit to handle pallets of any size without sacrificing ergonomics. Unit includes: heavy-duty cable to ensure load/lifting safety; an easy-to-turn hand winch with an automatic braking system; a safety cage that protects the operator but still provides load and travel visibility; and phenolic fixed and swivel wheels for easy transport.



SKU: MW750



# 2200 LBS EMS22N MANUAL PUMP



**Features**

- Adjustable Forks/Straddle Legs
- Heavy Duty Steel Construction
- Hand or Foot Pump Operation
- Mechanical Parking Brake
- Lightweight/Compact
- High-Quality Powder Coat Paint Finish

**Specifications**

Capacity (lbs):	2,200
Lowered Fork Height:	2.75"
Raised Fork Height:	63" / 98" / 118"
Raised Mast Height:	78.15" / 120" / 139.76"
Lowered Mast Height:	78.15" / 72.25" / 82"
Mast Height Lift @ 50"/60":	<sup>1</sup> 96" / <sup>1</sup> 100.78"
Fork Dimensions:	4" x 36"
Forks Adjust O.D.:	8.5" x 33.5"
Straddle Legs I.D./O.D.:	36" - 48" / 43" - 54"
Straddle Leg Height:	5.51"
Overall Length:	56"
Load Rollers:	5" x 2.7"
Steer Casters:	7" x 2"
Weight (lbs):	705 / 795 / 850

<sup>1</sup>EMS22N-98 & EMS22N-118 models ONLY


Specifications	Model# EMS22N-63	Model# EMS22N-98	Model# EMS22N-118
Raised Mast Height	78.15"	120"	139.76"
Lowered Mast Height	78.15"	72.25"	82"
Weight (lbs)	705	795	850

**For custom colour and/or private labelling options, please contact Mobile direct @ 1 800 527 4612**

**EMS22N MANUAL PUMP ADJUSTABLE FORK STACKER**

Mobile's Manual Hydraulic Stackers provide users with a safe and efficient means of lifting and stacking pallets and other material goods. Each Manual Hydraulic Stacker is designed to lift and transport pallets and is ideal for unloading trucks in facilities without loading docks.

SKU: EMS22N-63, EMS22N-98, EMS22N-118



# 2200 LBS EMS22NFF MANUAL PUMP



### Features

- Heavy Duty Steel Construction
- Hand or Foot Pump Operation
- Mechanical Parking Brake
- Lightweight/Compact
- High-Quality Powder Coat Paint Finish

### Specifications

Capacity (lbs):	<sup>1</sup> 2,200
Lowered Fork Height:	3.3"
Raised Fork Height:	63" / 98"
Raised Mast Height:	SEE CHART
Lowered Mast Height:	SEE CHART
Overall Width/Length:	28.5" / 63"
Fork Length:	45"
Overall Fork Width:	21.6"
Straddle Legs I.D./O.D.:	14.4" / 24.6"
Load Rollers:	2.9"
Steer Casters:	7"
Weight (lbs):	484 / 660 / 572 (EMS33NFF-63)

<sup>1</sup>Available in 3,300 lbs (model#: EMS33NFF-63)

Specifications	Model# EMS22NFF-63	Model# EMS22NFF-98	Model# EMS33NFF-63
Capacity (lbs)	2,200	2,200	3,300
Raised Mast Height	78"	119.68"	78"
Lowered Mast Height	78"	71.85"	78"

## EMS22NFF MANUAL PUMP FIXED FORK STACKER

Mobile's Manual Hydraulic Stackers provide users with a safe and efficient means of lifting and stacking pallets and other material goods. Each Manual Hydraulic Stacker is designed to lift and transport pallets and is ideal for unloading trucks in facilities without loading docks.



Handle



Foot Pump




Pump Piston



Load Roller

SKU: EMS22NFF-63, EMS22NFF-98, EMS33NFF-63



# 2200 LBS EMS22NFP FIXED PLATFORM



### Features

- Heavy Duty Steel Construction
- Hand or Foot Pump Operation
- Mechanical Parking Brake
- High-Quality Powder Coat Paint Finish
- Lightweight and Compact for easy maneuverability

### Specifications

Capacity (lbs):	<sup>1</sup> 2,200
Lowered Platform Height:	6"
Raised Platform Height:	63" / 98" / 118"
Raised Mast Height:	SEE CHART
Lowered Mast Height:	SEE CHART
Platform Dimensions (LxW):	30" x 32"
Base Legs I.D./O.D.:	28" / 34"
Load Rollers:	5"
Steer Casters:	7"
Weight (lbs):	490 / 580 / 665 / 715

<sup>1</sup> Available in 3,300 lbs (model#: EMS33NFP-63)

Specifications	Model# EMS22NFP-63	Model# EMS33NFP-63	Model# EMS22NFP-98	Model# EMS22NFP-118
Capacity (lbs)	2,200	3,300	2,200	2,200
Raised Mast Height	78"	78"	119.68"	139.37"
Lowered Mast Height	78"	78"	71.85"	81.7"



Handle




Foot Pump

## EMS22NFP MANUAL PUMP FIXED PLATFORM STACKER

Mobile's Manual Hydraulic Stackers provide users with a safe and efficient means of lifting and stacking pallets and other material goods. Each Manual Hydraulic Stacker is designed to lift and transport pallets and is ideal for unloading trucks in facilities without loading docks.

SKU: EMS22NFP-63, EMS22NFP-93, EMS22NFP-118, EMS33NFP-63



# 1100 LBS ESLS11 SELF-LIFTING



## ESLS11 SELF-LIFTING FORK-OVER STACKER

The ECO Self-Lift Stacker is an innovation and unique choice for delivery of goods, with one product able to replace your Tail-lift, Hand Pallet Truck, Stacker, Ramp and Swing lift. It is easy and quick to transport, by loading itself into your Van, Pick-up, Lorry, or Trailer (with or without a load on the forks), so that there will be no unloading or reloading problems at your destination, which increases efficiency significantly and makes deliveries easier and faster.

For video demonstration, scan the QR Code or visit: [mobilept.com/product/eco-esls11-self-lifting-fork-battery-operated-hydraulic-stacker/](https://mobilept.com/product/eco-esls11-self-lifting-fork-battery-operated-hydraulic-stacker/)



### Features


- Unique self-lift design allows operator to lift/lower the entire load on/off of delivery trucks
- Fork-Over Design
- Battery Operated Lift, Manual Push-Pull
- Easy Grip Handle allows easy/safe stacker movement
- Heavy Duty Steel Construction
- Built in charger
- Lift/Lower buttons located on handle and stacker body for easy operation no matter where the operator is standing
- Lightweight/Compact for easy maneuverability
- High-Quality Powder Coat Paint Finish

### Specifications

Capacity (lbs):	1,100
Lowered Fork Height:	3.15"
Raised Fork Height:	31.5" / 51"
Lowered Mast Height:	46.5" / 66.2"
Raised Mast Height:	78.3" / 118.1"
Fork Length:	41.3"
Overall Fork Width:	21.2"
Load Rollers:	2.36"
Steer Casters:	5"
Battery (V/Ah):	12 / 42
Weight (lbs):	609.4 / 666



SKU: ESLS11



# 2200 LBS EHS22N ADJUSTABLE FORK



### Features

- Adjustable Forks/Straddle Legs
- Battery Operated Lift/Manual Push-Pull
- Easy Grip Handle allows easy/safe stacker movement
- Heavy Duty Steel Construction
- Mechanical Parking Brake
- Lightweight/Compact
- High-Quality Powder Coat Paint Finish

### Specifications

Capacity (lbs):	2,200
Lowered Fork Height:	2.75"
Raised Fork Height:	63" / 98.5" / 118"
Raised Mast Height:	80.5" / 122" / 141.5"
Lowered Mast Height:	80.5" / 73" / 82.8"
Fork Length:	45"
Forks Adjust O.D.:	7.9" - 31.5"
Straddle Legs I.D./O.D.:	42.5" - 50.5" / 51" - 59"
Overall Length:	71"
Aisle Width (1000 x 1200mm pallets):	93.78"
Aisle Width (800 x 1200mm pallets):	88.66"
Turning Radius:	62.2"
Lifting Speed - Laden / Unladen (p/sec):	3.5" / 5.5"
Lowering Speed - Laden / Unladen (p/sec):	4.72" / 3.93"
Lift Motor (Kw):	1.5
Battery (V/Ah):	12 / 150
Battery Weight (lbs):	99
Load Rollers:	3 1/8"
Steer Casters:	7"
Weight (lbs):	1,430 / 1,562 / 1,606


Specifications	Model# EHS22N-63	Model# ETHS22N-98	Model# ETHS22N-118
Raised Mast Height	80.5"	122"	141.5"
Lowered Mast Height	80.5"	73"	82.8"
Weight (lbs)	1,430	1,562	1,606

### ECO EHS22N SEMI-ELECTRIC ADJUSTABLE FORK STACKER

Mobile's Battery Hydraulic Stackers provide users with a safe and efficient means of lifting and stacking pallets and other material goods. Each Battery Hydraulic Stacker is designed to lift and transport pallets and is ideal for unloading trucks in facilities without loading docks.




Pull Handle



Console

SKU: EHS22N-63, ETHS22N-98, ETHS22N-118





# 2200 LBS EHS22FFN FIXED FORK



### Features

- Fork-Over Design
- Battery Operated Lift/Manual Push-Pull
- Easy Grip Handle allows easy/safe stacker movement
- Heavy Duty Steel Construction
- Mechanical Parking Brake
- Lightweight/Compact
- High-Quality Powder Coat Paint Finish

### Specifications

Capacity (lbs):	2,200
Lowered Fork Height:	3.3"
Raised Fork Height:	63" / 98" / 118"
Raised Mast Height:	78" / 120.8" / 140.5"
Lowered Mast Height:	78" / 72" / 81.9"
Fork Length:	43.3"
Overall Fork Width:	22.4"
Overall Length:	67.7"
Load Rollers (Tandem):	2.9" x 2.75"
Steer Casters:	7" x 2"
Battery (V/Ah):	12 / 150
Weight (lbs):	726 / 902 / 946

Specifications	Model# EHS22FFN-63	Model# ETHS22FFN-98	Model# ETHS22FFN-118
Raised Mast Height	78"	120.8"	140.5"
Lowered Mast Height	78"	72"	81.9"
Weight (lbs)	726	902	946

### ECO EHS22FFN SEMI-ELECTRIC FIXED FORK STACKER

Mobile's Battery Hydraulic Stackers provide users with a safe and efficient means of lifting and stacking pallets and other material goods. Each Battery Hydraulic Stacker is designed to lift and transport pallets and is ideal for unloading trucks in facilities without loading docks.



Pull Handle




Console



Operator Foot Protection/  
Mechanical Parking Brake

SKU: EHS22FFN-63, ETHS22FFN-98, ETHS22FFN-118



# 3300 LBS EHS33FFN FORK-OVER



### Features

- Fork-Over Design
- Battery Operated Lift/Manual Push-Pull
- Easy Grip Handle allows easy/safe stacker movement
- Heavy Duty Steel Construction
- Mechanical Parking Brake
- Lightweight/Compact
- High-Quality Powder Coat Paint Finish

### Specifications

Capacity (lbs):	3,300
Lowered Fork Height:	3.3"
Raised Fork Height:	62.9" - 137.79"
Overall Mast Height:	77.9" - 158.26"
Fork Length:	43.3"
Overall Fork Width:	22.4"
Overall Width:	30"
Overall Length:	67.9"
Load Rollers:	2.9" x 2.75"
Drive Wheel:	7" x 1.96"
Battery (V/Ah):	12 / 150
Weight (lbs):	959.2 - 1,218

Specifications	Model# EHS33FFN -63	Model# ETHS33FFN -98	Model# ETHS33FFN -118	Model# ETHS33FFN -137	Model# ETHS33FFLN -114
Raised Mast Height	77.9"	118.89"	138.58"	158.26"	138.58"
Lowered Mast Height	77.9"	70"	79.9"	89.7"	79.9"
Free Lift	0	0	0	0	58.66"
Weight (lbs)	959.2	1,135.2	1,194.6	1,254	1,218



Pull Handle



Console




Operator Foot Protection/  
Mechanical Parking Brake

## ECO EHS33FFN SEMI-ELECTRIC FORK-OVER STACKER

Mobile's Battery Hydraulic Stackers provide users with a safe and efficient means of lifting and stacking pallets and other material goods. Each Battery Hydraulic Stacker is designed to lift and transport pallets and is ideal for unloading trucks in facilities without loading docks.

SKU: EHS33FFN-63, ETHS33FFN-98, ETHS33FFN-118, ETHS33FFN-137, ETHSFFLN-114



# 500 LBS OBST500 ON-BOARD TOTE



## OBST500 ON-BOARD TOTE STACKER

Mobile's OBST500 On-Board Hydraulic Tote Stackers provide users with a safe and efficient means of lifting and stacking plastic totes directly within a truck. Each Tote Stacker is equipped with a wired remote control for easy use of operation and can be installed in most truck bodies with minimal effort.

### Features

- Heavy Duty Steel Construction
- Rugged Plastic Fingers
- Remote Control
- Easy Installation into Truck
- Hardwired Directly to Truck Battery
- Supplied w/Bolt Holes & Lugs for floor installation
- North American Designed

### Specifications

Capacity (lbs):	500
Minimum Height:	32 7/8"
Maximum Height:	83"
Mast Height:	80 15/16"
Carriage Arm Width:	42 3/8"
Overall Width:	20"
Overall Length:	20"
Weight (lbs):	420

\*\*\* Designed for Medical Waste Bins \*\*\*




Raised Position



Installed

SKU: OBST500



# SELF- PROPELLED

Semi-Electric <b>ESET33N</b>	60	Long Handle <b>APSWLH</b>	82
Full Electric <b>EFET33N</b>	62	Heavy Duty <b>APS44FFN</b>	84
Full Electric <b>EFET26N</b>	64	Dual Lifting <b>APS44DFFN</b>	86
Weigh Scale <b>EFET33SC</b>	66	Reach Truck <b>RTS30N</b>	88
Full Electric <b>ESPT44N</b>	68	Counter Balance <b>CBS28N</b>	90
Long Handle <b>ESPT44WLH</b>	70	Ride-On Reach <b>RRS33N</b>	92
Heavy Duty <b>HESPTN</b>	72	Power Tug <b>TUG22EN</b>	94
Low Lift <b>LLS22N</b>	74	Power Tug <b>TUG15</b>	96
All-Purpose <b>APS33N</b>	76	Motorized Platform Cart <b>MPC</b>	97
Fork-Over <b>APS33FFN</b>	78		



**SEMI-ELECTRIC / FULL ELECTRIC / LONG HANDLE / RIDE-ON / HEAVY DUTY PALLET TRUCKS  
LOW-LIFT / ALL-PURPOSE / LONG HANDLE / HEAVY DUTY / RIDE-ON / COUNTER BALANCE / REACH STACKERS  
TUG MOTORS / PLATFORM CARTS**



# 3300 LBS ESET33N SEMI-ELECTRIC



## ESET33N SEMI-ELECTRIC PALLET TRUCK

ESET33N is a semi-electric pallet truck designed as an economic alternative to more expensive fully electric models. These units feature standard manual pallet truck style pumping operation for lifting and lowering loads, and self-propelled movement for easy transporting of goods. The compact and light design is suitable for a variety of light-duty applications in warehouses or similar applications. The ESET33N features a built-in charger for increased mobility and operation range, along with a battery discharge indicator that automatically cuts off the lift function when not in use.

SKU: ESET33N

### Features

- Electric Drive/Manual Pump Lift
- Built-In Charger
- Battery Discharge Indicator
- Automatic Lift Cut-Off for higher battery lifetime

### Specifications

Capacity (lbs):	3,300
Fork Length:	48"
Overall Fork Width:	20.5" / 27"
Raised Fork Height:	7.67"
Lowered Height:	3.15"
Handle Height:	33.5" / 51"
Fork Width:	6.3"
Drive Wheels:	8.7" x 2.8"
Load Rollers Single:	3.15" x 3.7"
Aisle Width:	78"
Turning Radius:	60"
Travel Speed - Laden/Un-Laden (mph):	2.6 / 2.8
Max Gradient - Laden/Un-Laden (%):	4 / 10
Battery Voltage (V/Ah):	(x2) 12 / 40
Weight (lbs):	365 / 385

For custom colour and/or private labelling options, please contact Mobile direct @ 1 800 527 4612



Handle



Pump Assembly



Console



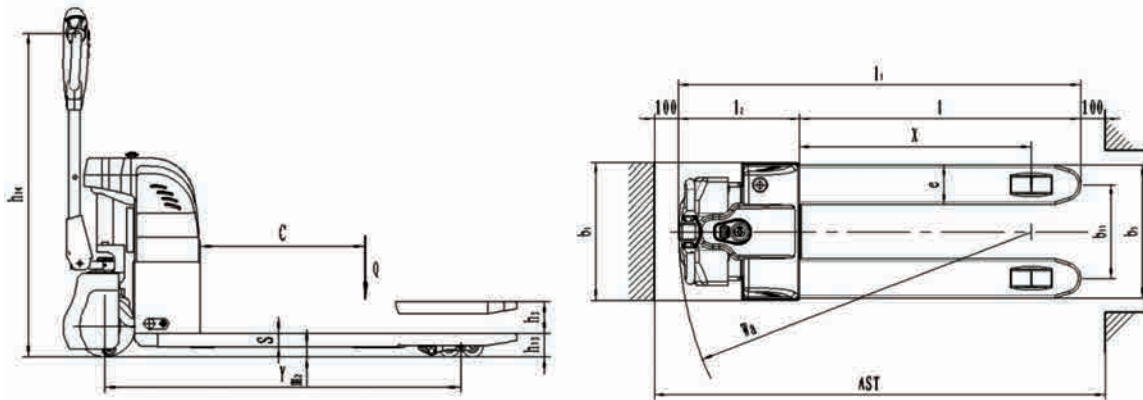
Emergency Stop/Battery Indicator

**CAP** 3,300 LBS

**SPECIFICATIONS • PERFORMANCE**

ESET33N SEMI-ELECTRIC PALLET TRUCK		ESET33N
Model		ESET33N
Capacity	lbs	3300
Weight	lbs	365 / 385
Load Center	(C) in	23.6
Wheelbase	(Y) in	50.4
Lowered Fork Height	(h13) in	3.15
Raised Fork Height	(h3) in	7.67
Handle Height	(h14) in	33.5 / 51
Fork Size	(e) in	6.3
Overall Fork Width	(b5) in	20.5 / 27
Fork Length	(l) in	48
Overall Length	(l1) in	65.5 / 68
Turning Radius	(Wa) in	59.3
Aisle Width (for pallets: 32" x 48")	in	77.2
Travel Speed (Laden / Un-laden)	mph	2.6 / 2.8
Max. Gradeability (Laden / Un-laden)	%	4 / 10
Battery Voltage	V/Ah	(x2) 12 / 40
Battery acc. to DIN 43531/35/36 A, B, C no		No
Battery Compartment Size	in	(x2) 10.4 x 7.5 x 8.5
Battery Size	in	(x2) 7.1 x 6.8 x 6.9

\*Because of continual product improvements, specifications may be subject to change without notice



\*Container Order Available: 20ft Container = 18 pieces | 40ft Container = 38 pieces



# 3300 LBS EFET33N

**QUICK SHIP**

## FULL-ELECTRIC



### EFET33N FULL-ELECTRIC PALLET TRUCK

EFET33N is a full-electric pallet truck designed as an economic alternative to more expensive fully electric models. These units feature powered operation for lifting, and self-propelled movement for easy transporting of goods. The compact and light design is suitable for a variety of light-duty applications in warehouses or similar environments. The EFET33N features a built-in charger for increased mobility and operating range, along with a battery discharge indicator that automatically cuts off the lift function when not in use.

#### Features

- Full Electric Drive and Lift
- Built-In Charger
- Battery Discharge Indicator
- Automatic Lift Cut-Off for higher battery lifetime
- Suspension Casters for better performance with obstacles, stability, and less noise

#### Specifications

Capacity (lbs):	3,300
Fork Length:	48" ( <sup>1</sup> 31.5" / <sup>1</sup> 39.3" )
Overall Fork Width:	21.3" / 27"
Raised Fork Height:	7.6"
Lowered Height:	3.1"
Fork Width:	6.3"
Drive Wheels:	8.7" x 2.8"
Load Rollers Single:	3.1" x 3.7"
Aisle Width:	87.8"
Turning Radius:	61.2"
Travel Speed - Laden/Un-Laden (mph):	2.6 / 2.9
Lifting Speed - Laden/Un-Laden (ft/m):	5.9 / 10.4
Max Gradient - Laden/Un-Laden (%):	4 / 10
Battery Voltage (V/Ah):	(x2) 12 / 64
Weight (lbs):	440

<sup>1</sup>Available as special order



Pump Assembly



Console

SKU: EFET33N

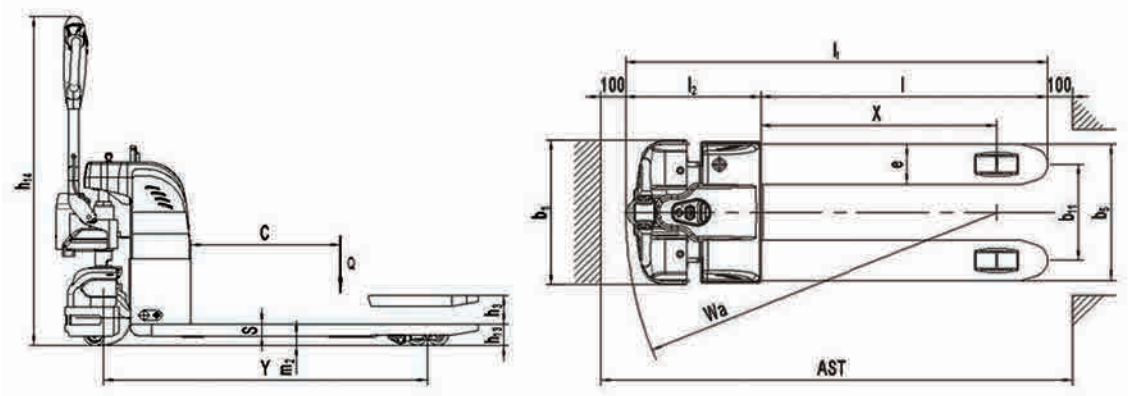


**CAP** 3,300 LBS

**SPECIFICATIONS • PERFORMANCE**

EFET33N FULL-ELECTRIC PALLET TRUCK		EFET33N
Model		EFET33N
Capacity	lbs	3300
Weight	lbs	440
Load Center	(C) in	23.6
Wheelbase	(Y) in	53.9
Lowered Fork Height	(h13) in	3.1
Raised Fork Height	(h1) in	7.6
Steer Wheel	in	8.7 x 2.8
Fork Size	(e) in	6.3
Overall Fork Width	(b5) in	21.3 / 27
Fork Length	(l) in	48 (31.5" & 39.3" also available)
Load Roller	in	3.1 x 3.7
Turning Radius	(Wa) in	61.2
Aisle Width (for pallets: 32" x 48")	in	87.8
Travel Speed (Laden / Un-laden)	mph	2.6 / 2.9
Lift Speed (Laden / Un-laden)	ft/m	5.9 / 10.4
Max. Gradeability (Laden / Un-laden)	%	4 / 10
Battery Voltage	V/Ah	(x2) 12 / 64
Battery acc. to DIN 43531/35/36 A, B, C no		No
Battery Compartment Size	in	(x2) 10.4 x 7.5 x 8.5
Battery Size	in	(x2) 10.2 x 6.8 x 8.5





\*Because of continual product improvements, specifications may be subject to change without notice



\*Container Order Available: 20ft Container = 18 pieces | 40ft Container = 38 pieces



# 2600 LBS EFET26N FULL-ELECTRIC

-   
 Compact Design
-   
 Small Turning Radius
-   
 Easy Operation
-   
 Low Noise



### Features

- Electric Lift
- Ergonomic Handle w/Battery Discharge Indicator
- Uncomplicated Wiring resulting in Less Servicing
- Exchangeable Battery
- Low Service Weight
- Robust Design
- External Charger

### Specifications

Capacity (lbs):	2,600
Fork Length:	45.27" / 48"
Overall Fork Width:	21.25" / 27"
Raised Fork Height:	7.8"
Lowered Height:	3.3"
Fork Width:	6.3"
Drive Wheels:	8.7" x 2.8"
Load Rollers Single:	3.1" x 3.7"
Turning Radius:	58.34"
Travel Speed Laden/Un-Laden (mph):	2.48 / 2.79
Battery Voltage (V/Ah):	(x2) 12 / 45
Weight (lbs):	374



American Curtis Controller



Italian American Drive Unit



Suspension Casters



High Capacity Maintenance-Free Semi-Traction Battery

## EFET26N FULL-ELECTRIC PALLET TRUCK

EFET26N is a full-electric pallet truck designed as an economic alternative to be used on small/inner-city delivery trucks. These units feature electric lift operation, manual lowering for more precise and careful fork descent, and self-propelled movement for easy transport. The compact and light design makes this unit perform exceptionally well in the back of trucks with tail/lift-gate functionality, and has the ability to make tight turns and maneuver with ease. The EFET26N features an external charger and can be purchased with an additional battery so that one battery is continually on charge while the unit is still in operation.

\*\*\* Ideal for use on trucks with lift gates \*\*\*



Exchangeable Battery Pack



Control Handle

SKU: EFET26N

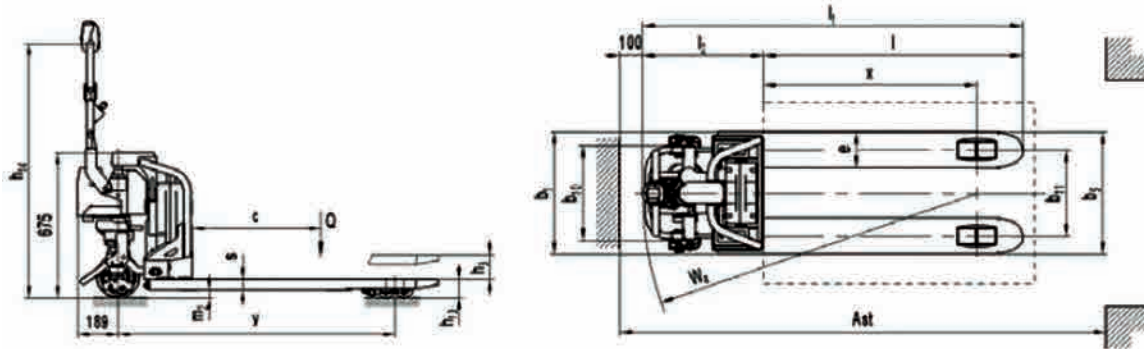
**CAP** 2,600 LBS

**EFET26N FULL-ELECTRIC PALLET TRUCK**

		<b>EFET26N</b>
Model		<b>EFET26N</b>
Capacity	lbs	2600
Weight	lbs	374
Load Center	in	23.6
Wheelbase	in	50.9
Lowered Fork Height	in	3.3
Raised Fork Height	in	7.8
Steer Wheel (Polyurethane)	in	8.7 x 2.8
Fork Size	in	6.3
Overall Fork Width	in	21.25 / 27
Fork Length	in	45.27 / 48
Load Roller (Polyurethane)	in	3.1 x 3.7
Turning Radius	in	58.34
Aisle Width (for pallets: 32" x 48")	in	84.88
Travel Speed (Laden / Un-laden)	mph	2.48 / 2.79
Lift Speed (Laden / Un-laden)	ft/s	.098 / .173
Max. Gradeability (Laden / Un-laden)	%	4 / 10
Battery Voltage	V/Ah	(x2) 12 / 45
Battery acc. to DIN 43531/35/36 A, B, C no		No
Battery Compartment Size	in	(x2) 8.9 x 4.8 x 7
Battery Size	in	(x2) 8.8 x 4.76 x 6.9

**SPECIFICATIONS • PERFORMANCE**

\*Because of continual product improvements, specifications may be subject to change without notice





# 3300 LBS EFET33SC WEIGH SCALE



## ECO EFET33SC FULL-ELECTRIC WEIGH SCALE PALLET TRUCK

ECO EFET33SC is a full-electric pallet truck designed as an economic alternative to more expensive fully electric models that also features a built-in Weigh Scale. These units feature powered operation for lifting and lowering loads, and self-propelled movement for easy transporting of goods. The easy to read meter features a high-contrast LCD display for better visibility, and “click-able” keypad. The compact and light design is suitable for a variety of light-duty applications in warehouses or similar locations. The EFET33SC features a built in charger for increased mobility and operating range, along with a battery discharge indicator that automatically cuts off the lift function when not in use.

### Features

- Weigh Scale Functionality
- Tolerance :+/-0.4% of the truck's rated capacity of 3,300lbs
- Graduation in 2.2 and 4.4lbs (1 and 2kg) steps
- Scale functions: zero correction, gross/net weighing, total weight
- Low battery warning + auto shut off function after 3 minutes
- (4) 1.5V AA batteries
- Full Electric Drive and Lift
- Built-In Charger
- Battery Discharge Indicator
- Automatic lift cut-off for higher battery lifetime
- Suspension casters for better performance with obstacles, stability, and less noise

### Specifications

Capacity (lbs):	3,300
Fork Length:	45"
Overall Fork Width:	22.6"
Raised Fork Height:	8.07"
Lowered Height:	3.5"
Fork Width:	7"
Drive Wheels:	7.8" x 2.75"
Load Rollers:	3.15" x 2.75"
Turning Radius:	57.87"
Travel Speed - Laden/Un-Laden (mph):	2.6 / 2.85
Battery Voltage (V/Ah):	(x2) 12 / 64
Weight (lbs):	517



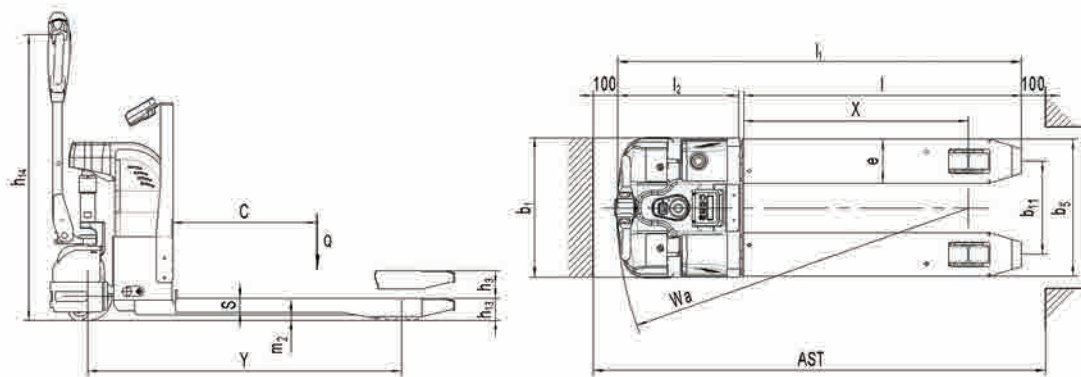
LCD Display Buttons

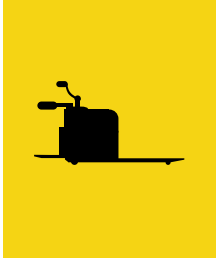
SKU: EFET33SC

**EFET33SC FULL-ELECTRIC WEIGH SCALE PALLET TRUCK**

Model		EFET33SC
Capacity	(Q) lbs	3300
Load Center	(c) lbs	23.6
Load Distance (center of drive axle to fork)	(x) in	37.2
Wheelbase	(y) in	50.9
Weight	lbs	517
Axle Loading (Laden Front / Rear )	lbs	1133 / 2684
Axle Loading (Un-laden Front / Rear)	lbs	374 / 143
Steer Wheel		Polyurethane (PU)
Steer Wheel Size	(x w) in	7.8 x 2.75
Load Roller Size	(x w) in	3.15 x 2.75
Additional Wheels (dimensions)	(x w) in	3.15 x 1.18
Wheels, number front/rear (x=driven wheels)		1x+2/4
Tread (Steer Wheel)	(b10) in	16.1
Tread (Load Roller)	(b11) in	14.9
Raised Fork Height	(h3) in	8.07
Height of Handle in drive position (Min / Max)	(h14) in	31.5 / 46
Lowered Fork Height	(h13) in	3.5
Overall Length	(l1) in	65.9
Length to Face of Forks	(l2) in	20
Overall Width	(b1) in	22.6
Fork Dimensions	(s/e/l) in	2.2 / 7 / 45
Distance Between Forks	(b2) in	22
Ground Clearance (Center of Wheelbase)	(m2) in	.9
Aisle Width for Pallets (800 x 1200 lengthways)	(Ast) in	76.7
Turning Radius	(Wa) in	57.87
Travel Speed (Laden / Un-laden)	mph	2.6 / 2.85
Lift Speed (Laden / Un-laden)	ft/s	.098 / .173
Lowering Speed (Laden / Un-laden)	ft/s	.16 / .118
Max. Gradeability (Laden / Un-laden)	%	4 / 10
Service Brake		Electromagnetic
Drive Motor Rating S2 60min	kW	.45
Lift Motor Rating at S3 10%	kW	.8
Energy Consumption acc. to VDI cycle	kWh/h	.39
Type of Drive Control		DC speed Control
Sound level at driver's ear acc. to EN 12053	(A) dB	69
Battery Voltage, nominal capacity K5	V / Ah	(x2) 12 / 64
Battery Weight	lbs	105.6
Battery acc. to DIN 43531/35/36 A, B, C no		No
Battery Compartment Size	in	(x2) 10.4 x 7.5 x 8.5
Battery Size	in	(x2) 10.2 x 6.8 x 8.5

\*Because of continual product improvements, specifications may be subject to change without notice





# 4400 LBS ESPT44N FULL-ELECTRIC



Model: ESPT44RN

## ECO ESPT44N FULL-ELECTRIC PALLET TRUCK

ECO ESPT44N self-propelled pallet truck is designed for heavy duty lifting and transporting applications. These units feature full electric lifting and self-propelled movement with the option of a "ride-on" operator platform, enabling safe and more efficient load handling, particularly in long-distance warehouse applications.

### Features

- AC Drive System
- Optional Walkie Platform w/Foldable Safety Arms
- Key Switch, Emergency Switch and Battery Discharge Indicator
- Beverage Holder
- Standard Battery Compartment Size
- External Charger

### Specifications

Capacity (lbs):	4,400
Fork Length:	48"
Overall Fork Width:	21.26" / 27"
Raised Fork Height:	7.97"
Lowered Height:	3.27"
Fork Dimensions:	2.4" x 6.8"
Drive Wheels:	9.05" x 3"
Load Rollers:	3.2" x 3.9"
Drive Wheels/Load Rollers:	Polyurethane
Battery Voltage (V/Ah):	24 / 200 (Industrial)
Battery Weight (lbs):	440
Unit Weight w/Battery (lbs):	1,342

### Options: Ride-On Platform (Model: ESPT44RN), Electric Power Steering, Load Backrest



Bat. Discharge/Emergency Switch



Control Handle



Ride-On Platform (Optional)

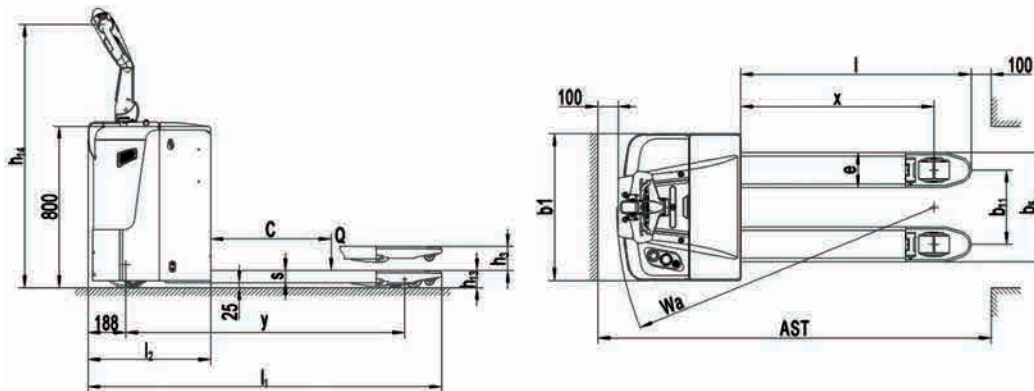
SKU: ESPT44N, ESPT44RN



**SPECIFICATIONS • PERFORMANCE**

		WALKIE		RIDE-ON OPTION	
		ESPT44N (21"W)	ESPT44N (27"W)	ESPT44RN (21"W)	ESPT44RN (27"W)
Model					
Capacity	lbs	4400			
Load Center	in	23.6			
Load Distance (center of drive axle to load wheel)	(x) in	42.6			
Wheelbase	(y) in	60			
Weight (with Battery)	lbs	1342			
Axle Loading (Laden Front / Rear)	lbs	2508 / 3234			
Axle Loading (Unladen Front / Rear)	lbs	1111 / 231			
Drive Wheel (Polyurethane)	in	9.05 dia. x 3			
Load Rollers (Polyurethane)	in	3.2 dia. x 3.9			
Stabilizer Wheels (Polyurethane)	in	3.9 dia. x 1.6			
Tread (Front)	(b10) in	19.7			
Tread (Rear)	(b11) in	14.4 / 20.2			
Lift Height	(h3) in	4.7			
Lowered Fork Height	(h13) in	3.27			
Fork Dimensions	(s/e/l) in	2.4 x 6.8 x 48			
Overall Fork Width (O.D.)	(b5) in	21.26	27	21.26	27
Handle Height (in drive position min / max)	(h14) in	37.2 / 52.7			
Overall Length	(l1) in	72.8			
Overall Width	(b1) in	28.7			
Length (to Face of Forks)	(l2) in	24.8			
Ground Clearance (Center of Wheelbase)	(m2) in	.9			
Turning Radius	(Wa) in	67.7			
Aisle Width (for pallets: 40" x 48")	(Ast) in	93.9			
Travel Speed (Laden / Un-laden)	mph	3.7 / 3.7			
Lifting Speed (Laden / Un-laden)	ft/s	.08 / .11			
Lowering Speed (Laden / Un-laden)	ft/s	.13 / .08			
Gradeability (Laden / Un-laden)	%	6 / 10			
Drive Motor Rating S2 60 min	kW	1.3 (AC)			
Lift Motor Rating at S 15%	kW	.8			
Battery Voltage / Nominal Capacity K5	V/Ah	24 / 200 (Industrial Battery)			
Battery Weight	lbs	440			
Sound Level (at driver's ear acc. to EN 12053)	dB(A)	69			
Battery acc. to DIN 43531/35/36 A, B, C no		B, 2PrS			
Battery Compartment Size	in	25 x 8.5 x 24.6			
Battery Size	in	24.5 x 8.3 x 24.6			

\*Because of continual product improvements, specifications may be subject to change without notice





**4400 LBS**

# ESPT44WLH



**LONG HANDLE**



**Features**

- Top Quality Brand Components: Reliable multi-functional REMA tiller w/ergonomic, contact-less rocker/switches, Top quality Schabmueller AC drive motor, Kordel Gearbox, Introque Brake,
- Wicke Drive Wheel, Zapi Controller
- CAN-BUS Technology
- Long Handle design for Ergonomics and Safety
- German AC Drive Technology
- External Charger

**Specifications**

Capacity (lbs):	4,400
Fork Length:	45.2"
Overall Fork Width:	21.25" / 27"
Raised Fork Height:	8.2"
Lowered Height:	3.3"
Fork Width:	6.8"
Drive Wheels:	9" x 2.75"
Load Rollers:	3.3" x 3.3"
Turning Radius:	58.6"
Travel Speed - Laden/Un-Laden (mph):	3.54 / 3.72
Battery Voltage (V/Ah):	24 / 210
Weight (lbs):	1,177

- Compact Design
- Small Turning Radius
- Easy Maintenance
- High Performance
- Powerful Battery
- Robust Design
- High Capacity

**ECO ESPT44WLH WALKIE LONG HANDLE PALLET TRUCK**

ECO ESPT44WLH is a top choice for all-around warehousing and transportation applications, particularly where space is limited. The ESPT44WLH stands out thanks to its long handle design, which allows the operator to have a better control of the unit and operate it from safe and ergonomic heights and distance.

**Options: Load Backrest, Sideway Battery Exchange**



Battery Compartment



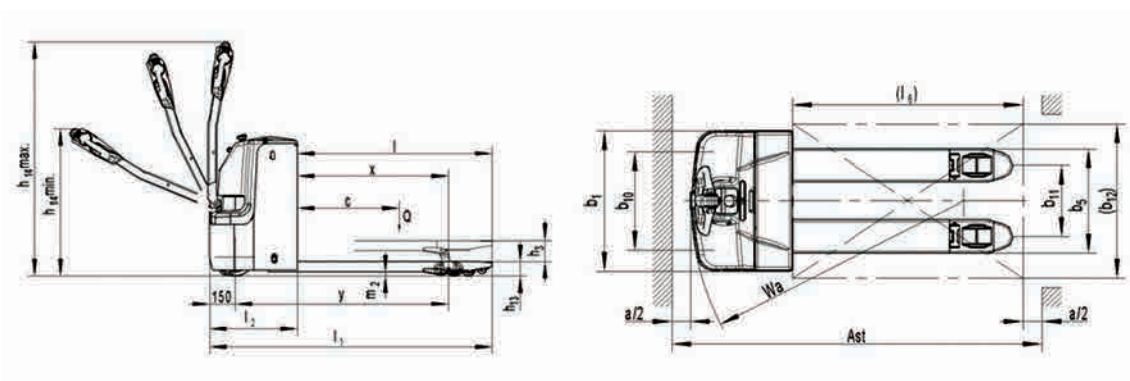
Drive-Train/Handle Chamber

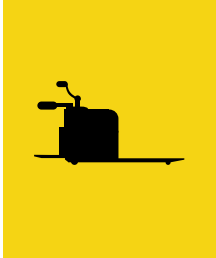
SKU: ESPT44WLH



ESPT44WLH WALKIE LONG HANDLE PALLET TRUCK		ESPT44WLH
Model		ESPT44WLH
Capacity	(Q) lbs	4400
Load Center	(C) in	23.6
Load Distance (center of drive axle to load wheel)	(X) in	35.1
Wheelbase	(y) in	52.2
Weight (with Battery)	lbs	1177
Axle Loading (Laden Front / Rear)	lbs	1881 / 3696
Axle Loading (Unladen Front / Rear)	lbs	913 / 264
Drive Wheel (Polyurethane)	(Æ x w) in	9 dia. x 2.75
Load Rollers (Polyurethane)	(Æ x w) in	3.3 dia. x 3.3
Stabilizer Wheels (Polyurethane)	(Æ x w) in	3.9 dia. x 1.5
Tread (Front)	(b10) in	20
Tread (Rear)	(b11) in	14.4 / 20.1
Lift Height	(h3) in	4.9
Lowered Fork Height	(h13) in	3.3
Fork Dimensions	(s/e/l) in	2.3 x 6.8 x 45.2
Overall Fork Width (O.D.)	(b5) in	21.25 or 27
Handle Height (in drive position min / max)	(h14) in	33.4 / 54.5
Overall Length	(l1) in	68.3
Overall Width	(b1) in	28.7
Length (to Face of Forks)	(l2) in	23.4
Ground Clearance (Center of Wheelbase)	(m2) in	1
Turning Radius	(Wa) in	58.6
Aisle Width (for pallets: 40" x 48")	(Ast) in	76.9
Travel Speed (Laden / Un-laden)	mph	3.54 / 3.72
Lifting Speed (Laden / Un-laden)	ft/s	.072 / .098
Lowering Speed (Laden / Un-laden)	ft/s	.114 / .114
Gradeability (Laden / Un-laden)	%	8 / 15
Drive Motor Rating S2 60 min	kW	1.3
Lift Motor Rating at S3 10%	kW	.8
Energy Consumption Acc. to VDI Cycle	kWh/h	.39
Battery Voltage / Nominal Capacity K5	V/Ah	24 / 210
Battery Weight (minimum)	lbs	473
Battery acc. to DIN 43531/35/36 A,B,C, no		2Pr5
Battery Compartment Size	in	25 x 8.5 x 24.6
Battery Size	in	24.5 x 8.3 x 24.6

\*Because of continual product improvements, specifications may be subject to change without notice





# 6000/8000 LBS HESPTN HEAVY DUTY



## HESPTN HEAVY DUTY PALLET TRUCK

Able to lift and transport loads of 6,000-8,000 lbs, the HESPTN series of self-propelled pallet trucks are designed for heavy duty lifting and transporting applications. These units feature full electric lifting and self-propelled movement with an operator platform, enabling safe and more efficient load handling, particularly in long-distance warehouse applications.

### Features

- AC Drive System
- Comfortable Operator Platform
- Heavy Duty Load Backrest
- Key Switch, Emergency Switch and Battery Discharge Indicator
- Grab Bar w/Electric Controls
- 24 Volt Electrical System
- Standard Battery Compartment Size
- External Charger

Specifications	Model# HESPT60N	Model# HESPT80N
Capacity (lbs):	6,000	8,000
Fork Length:	48"	96"
Overall Fork Width:	22" / 27"	23" / 28"
Raised Fork Height:	9.15"	
Lowered Height:	3.25"	
Fork Dimensions:	2.4" x 9"	2.4" x 10"
Drive Wheels:	12.2" x 4.13"	
Load Rollers:	3.2" x 3.2"	3.2" x 2.76"
Drive Wheels/Load Rollers:	Polyurethane	
Battery Voltage (V/Ah):	24 / 350	
Battery Weight (lbs):	704	
Unit Weight w/Battery (lbs):	2,330	2,465

**U.S. TAILORED OPEN BATTERY COMPARTMENT: 13.8" U.S. tailored open battery compartment ready for wide range of industrial batteries, flexible for different battery dimensions**

**Options: Battery Rollers, Work Equipment Tray**



Control Handle

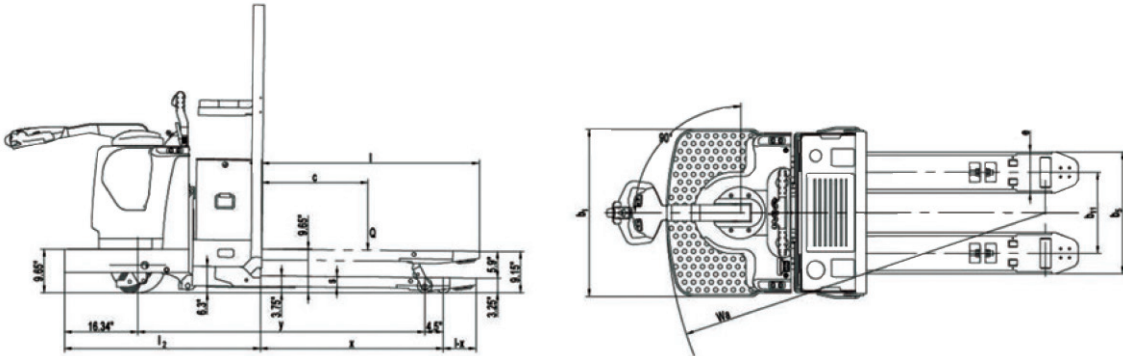


Grab Bar w/Electric Controls

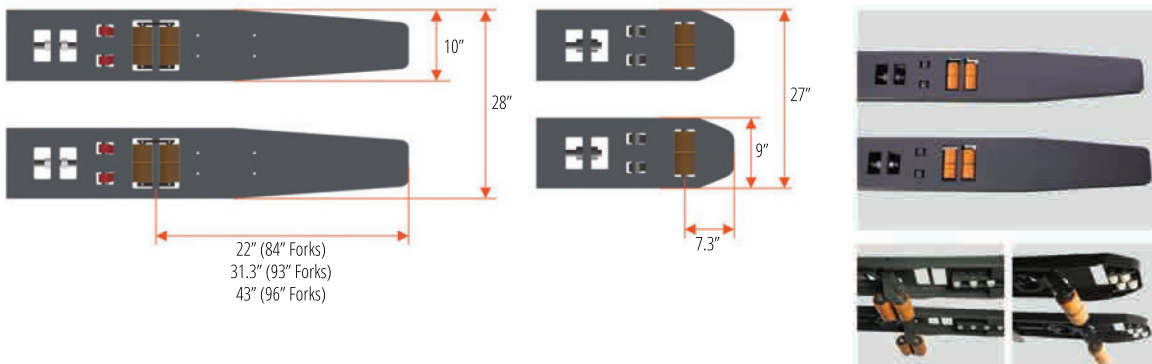
SKU: HESPT60N, HESPT80N

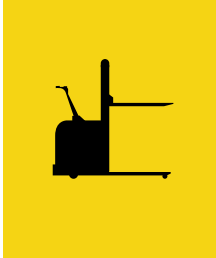
HESPT60N/HESPT80N HEAVY DUTY PALLET TRUCK				WALKIE / RIDE-ON				
Model	HESPT60N		HESPT80N		HESPT60N		HESPT80N	
Capacity	lbs	6000	8000	Overall Length	(h14) in	91.7	139.8	
Load Center	in	24	48	Overall Width	(l1) in	37 / 37.8	37 / 37.8	
Load Distance (center of drive axle to load wheel)	(x) in	40.5	61.7	Length (to Face of Forks)	(b1) in	43	43	
				Ground Clearance (Center of Wheelbase)	(l2) in	.98	.98	
Wheelbase	(y) in	63.6	83.9	Turning Radius	(m2) in	84.4	104.7	
Weight (with Battery)	lbs	2330	2465	Aisle Width (for pallets: 40" x 48")	(Wa) in	94.5	153.5	
Axle Loading (Laden Front / Rear)	lbs	3100 / 5260	2860 / 5544	Travel Speed (Laden / Un-laden)	(Ast) in	6.2 / 8.7	5.9 / 7.5	
Axle Loading (Unladen Front / Rear)	lbs	1870 / 550	2024 / 440	Lifting Speed (Laden / Un-laden)	ft/s	.125 / .159	.125 / .159	
Drive Wheel (Polyurethane)	in	12.2 dia. x 4.13	12.2 dia. x 4.13	Lowering Speed (Laden / Un-laden)	ft/s	.159 / .159	.159 / .159	
Load Rollers (Polyurethane)	in	3.2 dia. x 3.2	3.2 dia. x 2.76	Gradeability (Laden / Un-laden)	ft/m	8 / 15	6 / 15	
Stabilizer Wheels (Polyurethane)	in	4.9 dia. x 2.4	4.9 dia. x 2.4	Drive Motor Rating S2 60 min	kW	5.1 (AC)	5.1 (AC)	
Tread (Front)	(b10) in	26.8	26.8	Lift Motor Rating at S3 4.5%	kW	3	3	
Tread (Rear)	(b11) in	12.9 / 17.9	12.9 / 17.9	Sound Level (at driver's ear acc. to EN 12053)	dB(A)	68	68	
Lift Height	(h3) in	5.9	5.9	Battery Voltage / Nominal Capacity K5	V/Ah	24 / 350	24 / 350	
Lowered Fork Height	(h13) in	3.25	3.25	Battery Weight	lbs	704	704	
Fork Dimensions	(s/e/l) in	2.4 x 9 x 48	2.4 x 10 x 96	Battery acc. to DIN 43531/35/36 A,B,C, no		No, 5Pzs	No, 5Pzs	
Overall Fork Width (O.D.)	(b5) in	22 or 27	23 or 28	Battery Compartment Size	in	32.7 x 13.7 x 30	32.7 x 13.7 x 30	
Handle Height (in drive position min / max)	(h14) in	34.6 / 61	34.6 / 61	Battery Size	in	32.7 x 12.9 x 23.2	32.7 x 12.9 x 23.2	

\*Because of continual product improvements, specifications may be subject to change without notice



FORK DIMENSIONS		STANDARD FORK TIP						EXTENDED FORK TIP		
Nominal Fork Length	in	36	42	48	54	60	96	84	93	96
Actual Fork Length	(l1) in	35.7	41.7	47.8	53.7	59.7	95.7	83.7	92.8	95.7
Overall Length	(l) in	79.8	85.8	91.8	97.8	103.8	139.8	127.8	136.8	139.8
Wheelbase (Raised)	(y) in	51.4	57.4	63.5	69.5	75.5	111.6	83.9	83.9	83.9
Load Wheel Distance	(x) in	28.4	34.4	40.5	48.4	52.4	88.4	61.7	61.5	61.7
Fork Tip Length	(l-x) in	7.3	7.3	7.3	7.3	7.3	7.3	22	31.3	34
Turning Radius (Raised)	(Wa)	72.3	78.3	84.4	90.4	96.4	132.4	104.7	104.7	104.7
Fork Width	(e)	9						10		





# 2200 LBS LLS22N LOW LIFT



## LLS22N LOW LIFT STACKER

The ECO LLS self-propelled stacker is designed to handle a wide variety of heavy-duty applications. With its small size and versatility, the LLS is perfect for loading and unloading trucks in facilities that do not have loading docks.

### Features

- AC Drive System
- Single Mast for Increased Visibility
- Adjustable Forks and Straddle Legs
- Key Switch, Emergency Switch and Battery Discharge Indicator
- Beverage Holder
- Maintenance Free VRLA-AGM Batteries
- Standard Battery Compartment Size
- 24 Volt Electric System
- Built-In Charger

Specifications	Model#	Model#
	LLS22-60N	LLS22-78N
Capacity (lbs):	2,200	
Raised Fork Height:	60.23"	76"
Raised Mast Height:	82.28"	98"
Lowered Mast Height:	77.5"	93.3"
Free Lift:	60.23"	76"
Lowered Fork Height:	1.6"	
Fork Dimensions:	1.4" x 3.9" x 45.3"	
Drive Wheels/Load Rollers:	Polyurethane	
Aisle Width (for pallets 40" x 48"):	90.4"	
Turning Radius:	53.5"	
Travel Speed - Laden/Un-laden (mph):	3.4 / 3.4	
Lifting Speed - Laden/Un-laden (ft/s):	.24 / .60	
Max Gradient - Laden/Un-laden (%):	5 / 10	
Battery Voltage (V/Ah):	(x2) 12 / 106	
Unit Weight w/Battery (lbs):	1,487	1,554



Console



Handle

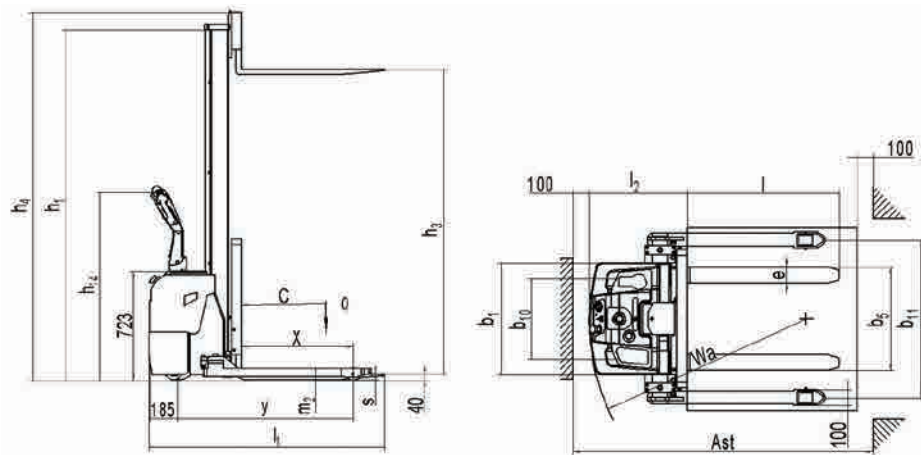
SKU: LLS22N-60, LLS22N-76

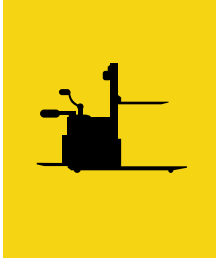
**CAP 2,200 LBS**  **60" / 76" LIFT**

**SPECIFICATIONS • PERFORMANCE**

<b>LLS22N LOW LIFT STACKER</b>		<b>LLS22-60N</b>	<b>LLS22-76N</b>
Model			
Capacity	lbs	2200	
Load Center	in	23.6	
Load Distance (center of drive axle to load wheel)	(x) in	29.2	
Wheelbase	(y) in	46	
Weight (with Battery)	lbs	1487.20	1554
Axle Loading (Laden Front / Rear)	lbs	1991 / 1683	2024 / 1716
Axle Loading (Unladen Front / Rear)	lbs	847 / 627	880 / 660
Drive Wheel (Polyurethane)	in	9.9 dia. x 3.5	
Load Rollers (Polyurethane)	in	3.3 dia. x 2.8	
Stabilizer Wheels (Polyurethane)	in	3.9 dia. x 1.6	
Tread (Front)	(b10) in	19.7	
Tread (Rear)	(b11) in	39.4 - 53.9	
Lift Height	(h3) in	60.23	76
Lowered Mast Height	(h1) in	77.55	93.3
Raised Mast Height	(h4) in	82.28	98
Lowered Fork Height	(h13) in	1.6	
Free Lift	h2 (in)	60.23	76
Fork Dimensions	(s/e/l) in	1.4 x 3.9 x 45.3	
Overall Fork Width (O.D.)	(b5) in	9.9 - 31.5	
Handle Height (in drive position min / max)	(h14) in	36.8 / 47.4	
Overall Length	(l1) in	69.5	
Overall Width	(b1) in	27.2	
Length (to Face of Forks)	(l2) in	24.1	
Ground Clearance (Center of Wheelbase)	(m2) in	1	
Turning Radius	(Wa) in	53.5	
Aisle Width (for pallets: 40" x 48")	(Ast) in	90.4	
Travel Speed (Laden / Un-laden)	mph	3.4 / 3.4	
Lifting Speed (Laden / Un-laden)	ft/s	.24 / .60	
Lowering Speed (Laden / Un-laden)	ft/s	.34 / .36	
Gradeability (Laden / Un-laden)	%	5 / 10	
Drive Motor Rating S2 60 min	kW	.9 (AC)	
Lift Motor Rating at S3 4.5%	kW	1.2	
Sound Level (at driver's ear acc. to EN 12053)	(dB) A	67	
Battery Voltage / Nominal Capacity K5	V/Ah	(x2) 12 / 106	
Battery acc. to DIN 43531/35/36 A,B,C, no		No	
Battery Compartment Size	in	(x2) 13.7 x 7.1 x 9.8	
Battery Size	in	(x2) 13 x 6.8 x 9.1	

\*Because of continual product improvements, specifications may be subject to change without notice





# 3300 LBS APS33N ALL-PURPOSE



## APS33N ALL-PURPOSE STACKER

The ECO APS self-propelled stacker is designed to handle a wide variety of heavy-duty applications. Available in either 2-Stage or 3-Stage telescoping masts and lift heights ranging from 124" – 234", there is surely an APS model available to meet your specific warehousing needs.

### Features

- AC Drive System
- Walkie Platform w/Foldable Safety Arms
- Adjustable Forks and Straddle Legs
- Key Switch, Emergency Switch and Battery Discharge Indicator
- Beverage Holder
- Standard Battery Compartment Size
- 24 Volt Electric System
- External Charger

### Specifications

Capacity (lbs):	3,300
Raised Fork Height:	124" - 234"
Raised Mast Height:	144.5" - 259.84"
Lowered Mast Height:	82.7" - 107.9"
Free Lift:	5.9" - 84.9"
Lowered Fork Height:	1.97"
Fork Dimensions:	1.2" x 3.9" x 45.3"
Drive Wheels/Load Rollers:	Polyurethane
Aisle Width (for pallets 40" x 48"):	105.3"
Turning Radius:	66.06" / 71.3"
Travel Speed - Laden/Un-laden (mph):	3.73 / 3.73
Lifting Speed - Laden/Un-laden (ft/s):	0.26 / 0.49   0.46 / 0.69
Max Gradient - Laden/Un-laden (%):	6 / 12
Battery Voltage (V/Ah):	24 / 210   24 / 350
Unit Weight w/Battery (lbs):	2,822 - 3,898

**Options: Electric Power Steering, Load Backrest (shown in picture) - 30.86" x 21.5" x 40"**



Battery Compartment



3-Stage Mast



Ride-On Platform

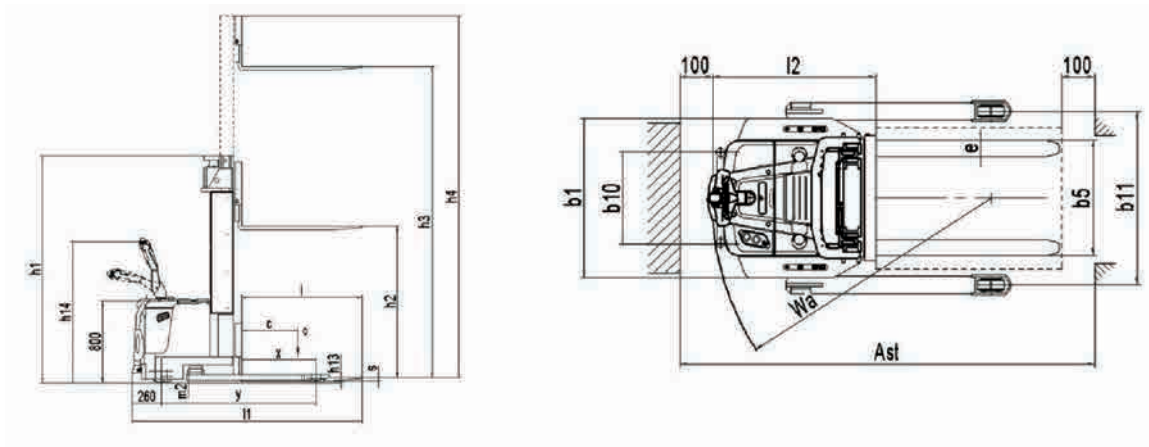
SKU: APS33-124N, APS33-156N, APS33-179N, APS33-215N, APS33-234N

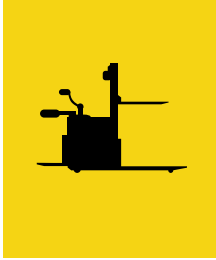
**CAP 3,300 LBS**  **124" - 234" LIFT**

**SPECIFICATIONS • PERFORMANCE**

APS33N ALL-PURPOSE STACKER		2 STAGE MAST		3 STAGE MAST		
Model		APS33-124	APS133-156	APS33-179	APS33-215	APS33-234
Capacity	lbs	3300				
Load Center	in	23.6				
Load Distance (center of drive axle to load wheel)	(x) in	28.4				
Wheelbase	(y) in	54.6		59.8		
Weight (with Battery)	lbs	2822	2932	3713	3823	3898
Axle Loading (Laden Front / Rear)	lbs	2767 / 3362	2822 / 3417	3062 / 3753	3117 / 3818	3155 / 3868
Axle Loading (Unladen Front / Rear)	lbs	1830 / 992	1855 / 1047	2202 / 1316	2258 / 1393	2295 / 1409
Drive Wheel (Polyurethane)	in	9.1 dia. x 3				
Load Rollers (Polyurethane)	in	3.1 dia x 2.8				
Stabilizer Wheels (Polyurethane)	in	4.9 dia x 2.4				
Tread (Front)	(b10) in	22.4				
Tread (Rear)	(b11) in	42.9 - 54.9				
Lift Height	(h3) in	124.6	156.1	179.7	215.2	234.8
Lowered Mast Height	(h1) in	82.7	98.4	81.9	97.4	107.9
Raised Mast Height	(h4) in	144.5	176	201.4	238.6	259.8
Lowered Fork Height	(h13) in	1.97				
Free Lift	(h2) in	5.9		59.8	75.4	84.9
Fork Dimensions	(s/e/l) in	1.2 x 3.9 x 45.3				
Overall Fork Width (O.D.)	(b5) in	7.9 x 28.3				
Straddle Leg Width (I.D. / O.D.)	in	38 - 50 / 47.8 - 59.8				
Handle Height (in drive position min / max)	(h14) in	37.2 / 53.9				
Overall Length	(l1) in	82.7		87.5		
Overall Width	(b1) in	31.3		39.4		
Length (to Face of Forks)	(l2) in	36		40.55		
Ground Clearance (Center of Wheelbase)	(m2) in	.98				
Turning Radius	(Wa) in	66.06		71.3		
Aisle Width (for pallets: 40" x 48")	(Ast) in	105.3		105.3		
Travel Speed (Laden / Un-laden)	mph	3.73 / 3.73 * Turtle Mode Max. Speed: 1.86 mph (3 Km/h) *				
Lifting Speed (Laden / Un-laden)	ft/s	.26 / .49		.46 / .69		
Lowering Speed (Laden / Un-laden)	ft/s	.35 / .31		.64 / .58		
Gradeability (Laden / Un-laden)	%	6 / 12				
Drive Motor Rating S2 60 min	kW	1.3 (AC)				
Lift Motor Rating at 53 4.5%	kW	2.2		3		
Sound Level (at driver's ear acc. to EN 12053)	dB(A)	<70				
Battery Voltage / Nominal Capacity K5	V/Ah	24 / 210		24 / 350		
Battery Weight	lbs	477.4		633.6		
Battery acc. to DIN 43531/35/36 A,B,C, no		B, PzS		B, 3PzS		
Battery Compartment Size	in	24.84 x 8.6 x 25			24.84 x 11.5 x 25	
Battery Size	in	24.5 x 8.3 x 24.6			24.5 x 11.2 x 24.6	

\*Because of continual product improvements, specifications may be subject to change without notice





# 3300 LBS APS33FFN FORK-OVER



## APS33FFN ALL-PURPOSE FORK-OVER STACKER

The Mobile APS Fork-Over self-propelled stacker is designed to handle a wide variety of heavy-duty applications. Available in either 2-Stage or 3-Stage telescoping masts and lift heights ranging from 114" – 236", there is surely an APS Fork-Over model available to meet your specific warehousing needs.

### Features

- AC Drive System
- Walkie Platform w/Foldable Safety Arms
- Key Switch, Emergency Switch and Battery Discharge Indicator
- Beverage Holder
- Standard Battery Compartment Size
- 24 Volt Electric System
- External Charger

### Specifications

Capacity (lbs):	3,300
Raised Fork Height:	114" - 236"
Raised Mast Height:	132.7" - 259.8"
Lowered Mast Height:	76.7" - 107.9"

MAST HGT (inches)	MODELS APS33-114FFN APS33-126FFN APS33-141FFN		MODELS APS33-181FFN APS33-216FFN APS33-236FFN	
	CAPACITY (lbs)		CAPACITY (lbs)	
236			990	770
216			1,320	1,100
196			1,650	1,320
181			1,870	1,540
157			2,200	1,760
141	2,200	1,760	2,420	1,980
126	2,420	1,980	2,640	2,200
114	2,860	2,200	2,860	2,200
106	3,300	2,420	3,300	2,640
C (inches)	23.6"	27.5"	23.6"	27.5"

Options: Load Backrest - 29.92" x 16.37" x 25.59"  
(760mm x 416mm x 650mm), Electric Power Steering



Battery Compartment



Profile View



Ride-On Platform

SKU: APS33-114FFN, APS33-126FFN, APS33-141FFN, APS33-157FFN, APS33-181FFN, APS33-216FFN, APS33-236FFN

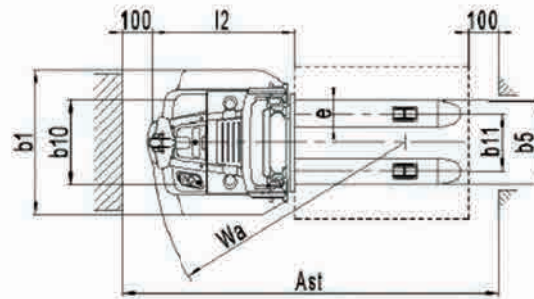
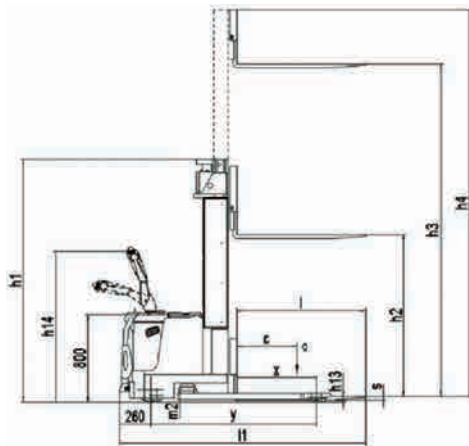


**CAP** 3,300 LBS  114" - 236" LIFT

**SPECIFICATIONS • PERFORMANCE**

APS33FFN ALL-PURPOSE FORK-OVER STACKER		2 STAGE MAST				3 STAGE MAST		
Model		APS33-114FF	APS33-126FF	APS33-141FF	APS33-157FF	APS33-181FF	APS33-216FF	APS33-236FF
Capacity	kg	1500 (3300 lbs)						
Load Center	mm	600 (23.6")						
Load Distance (center of drive axle to load wheel)	(x) mm	755 (29.72")				751 (29.56")		
Wheelbase	(y) mm	1407 (55.39")				1526 (60")		
Weight (with Battery)	kg	1095 (2409 lbs)				1596 (3518.6 lbs)		
Axle Loading (Laden Front / Rear)	kg	1165 / 1430 (2563 / 3146 lbs)				1345 / 1663 (2959 / 3658.6 lbs)		
Axle Loading (Un-laden Front / Rear)	kg	735 / 360 (1617 / 792 lbs)				955 / 553 (2101 / 1216.6 lbs)		
Drive Wheel (Polyurethane)	mm	230 x 75 (9" x 2.9")						
Load Rollers (Polyurethane)	mm	80 x 70 (3.1" x 2.7")						
Stabilizer Wheels (Polyurethane)	mm	124 x 60 (4.8" x 2.3")						
Tread (Front)	(b10) mm	570 (22.4")				766 (30.15")		
Tread (Rear)	(b11) mm	390 (15.35")						
Lift Height	(h3) mm	2900 (114")	3200 (126")	3600 (141")	4000 (157")	4600 (181")	5500 (216")	6000 (236")
Lowered Fork Height	(h13) mm	85 (3.3")						
Lowered Mast Height	(h1) mm	1950 (76.7")	2100 (82.7")	2300 (90.6")	2500 (98.4")	2080 (81.9")	2475 (97.4")	2740 (107.9")
Raised Mast Height	(h4) mm	3370 (132.7")	3670 (144.5")	4070 (160.2")	4470 (176")	5115 (201.4")	6060 (238.5")	6600 (259.8")
Free Lift	mm	150 (5.9")				1520 (59.8")	1875 (73.8")	2156 (84.9")
Fork Dimensions	(s/e/l) mm	60 x 180 x 1150 (2.4" x 7" x 45.3")						
Overall Fork Width (O.D.)	(b5) mm	570 (22.6")						
Handle Height (in drive position min / max)	(h14) mm	1370 / 945 (53.9" / 37.2")						
Overall Length	(l1) mm	2070 (81.5")				2193 (86.33")		
Overall Width	(b1) mm	795 (31.3")				1000 (39.4")		
Length (to Face of Forks)	(l2) mm	920 (36.22")				1043 (41.06")		
Ground Clearance (Center of Wheelbase)	(m2) mm	25 (1")						
Aisle Width (1000mm x 1200mm Pallets)	mm	2540 (100")				2660 (104.72")		
Aisle Width (800mm x 1200mm Pallets)	mm	2490 (98.03")				2612 (102.83")		
Turning Radius	(Wa) mm	1691 (66.57")				1810 (71.26")		
Travel Speed (Laden / Un-laden)	Km/h	6 / 6 (3.72 / 3.72 mph) * Turtle Mode Max. Speed: 3 Km/h (1.86 mph) *						
Lifting Speed (Laden / Un-laden)	m/s	.82 / .152				.141 / .212		
Lowering Speed (Laden / Un-laden)	m/s	.95 / .108				.196 / .178		
Gradeability (Laden / Un-laden)	%	6 / 12						
Drive Motor Rating S2 60 min	kW	1.3				3		
Lift Motor Rating at S3 4.5%	kW	2.2				3		
Sound Level (at driver's ear acc. to EN 12053)	dB(A)	<70						
Battery Voltage / Nominal Capacity K5	V/Ah	24 / 210				24 / 350		
Battery Weight	kg	217 (477.4 lbs)				288 (634.9 lbs)		
Battery acc. to DIN 43531/35/36 A,B,C, no		B, 2PzS				B, 3PzS		
Battery Compartment Size	in	24.84 x 8.66 x 25				24.84 x 11.5 x 25		
Battery Size	in	24.5 x 8.3 x 24.6				24.5 x 11.2 x 24.6		

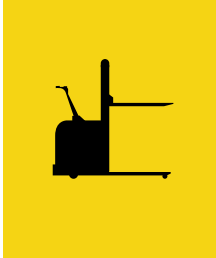
\*Because of continual product improvements, specifications may be subject to change without notice





Model shown: APS33-181FFN





# 3500/4400 LBS APSWLH LONG HANDLE



## APS35WLH WALKIE LONG HANDLE STACKER

The Mobile APSWLH is tailored for most pedestrian controlled stacking operations. A Full Proportional Lifting System makes stacking operations safer and quicker with accurate positioning at every lifting height. The long handle design provides operators several benefits including : a safer distance from the truck during use; a reduction in operator force required to maneuver relative to traditional shorter handles tillers; and fewer obstructed views of the forks. A maintenance friendly design allows easy access to all major components by a simple screw and cover design, and powerful 270Ah or 350Ah batteries allow for long operation cycles.

### Features

- Multifunctional REMA Tiller w/contact-less rocker switches
- Ergonomic, compact, and safe Long Tiller Handle Design
- Schabmueller AC Drive Motor
- Kordel Gearbox
- HPI Hydraulic Power Pack
- Zapi Controller
- Intorque Brake
- Wicke Drive Wheel
- CAN-BUS Technology
- Full Proportional Hydraulics system offering precise lifting and lowering
- Maintenance Free German AC Power Train
- 4-Wheel Stability Structure
- External Charger

### Specifications

Capacity (lbs):	3,500   4,400
Raised Fork Height:	106" - 208"
Raised Mast Height:	133.07" - 227.56"
Lowered Mast Height:	75.12" - 95.59"
Free Lift:	51.7" - 69.29"
Lowered Fork Height:	2"
Fork Dimensions:	1.57" x 4.7" x 45.2"
Drive Wheels/Load Rollers:	Polyurethane
Turning Radius:	66.14" / 70.47"
Travel Speed - Laden/Un-laden (mph):	3.54 / 3.72   3.35 / 3.72
Lifting Speed - Laden/Un-laden (ft/s):	.042 / 0.65
Max Gradient - Laden/Un-laden (%):	6 / 12   6 / 10
Battery Voltage (V/Ah):	24 / 270   24 / 350
Unit Weight w/Battery (lbs):	3,212   3,740



Drive Motor



Battery Compartment

Specifications	2-Stage Mast Models				3-Stage Mast Models				2-Stage Mast Models				3-Stage Mast Models			
	APS35-114 FFLWLH	APS35-126 FFLWLH	APS35-141 FFLWLH	APS35-157 FFLWLH	APS35-169 FFLWLH	APS35-181 FFLWLH	APS35-208 FFLWLH	APS44-106 FFLWLH	APS44-114 FFLWLH	APS44-126 FFLWLH	APS44-141 FFLWLH	APS44-157 FFLWLH	APS44-169 FFLWLH	APS44-181 FFLWLH		
Lift Height	114.96"	126.77"	142.52"	158.27"	170.08"	181.89"	209.56"	107.09"	114.96"	126.77"	142.52"	158.27"	170.08"	181.89"		
Lowered Mast Height	77.09"	82.99"	90.87"	75.12"	79.06"	82.99"	92.24"	77.87"	81.81"	87.72"	95.59"	77.87"	83.78"	87.72"		
Free Lift	55.51"	61.42"	69.29"	51.97"	55.91"	59.84"	69.13"	51.57"	55.51"	61.42"	69.29"	51.57"	55.91"	59.84"		
Extended Mast Height	133.07"	144.88"	160.63"	176.38"	188.19"	200.00"	227.56"	129.92"	137.80"	149.61"	165.35"	181.10"	192.91"	204.72"		

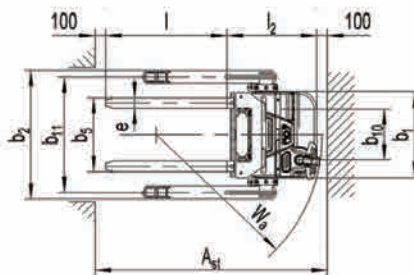
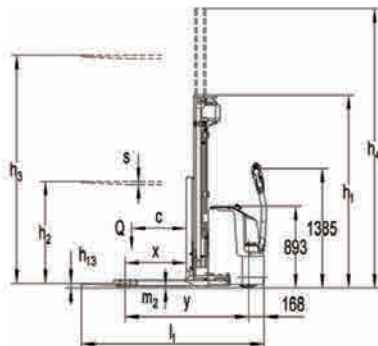
SKU: APS35-114FFLWLH, APS35-126FFLWLH, APS35-141FFLWLH, APS35-157FFLWLH, APS35-169FFLWLH, APS35-181FFLWLH, APS35-208FFLWLH, APS44-106FFLWLH, APS44-114-FFLWLH, APS44-126WLH, APS44-141-FFLWLH, APS44-157FFLWLH, APS44-169FFLWLH, APS44-181FFLWLH

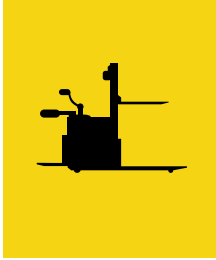
**CAP** 3,500 / 4,400 LBS **↑** 106" - 208" LIFT

**SPECIFICATIONS • PERFORMANCE**

<b>APS35WLH/APS44WLH WALKIE LONG HANDLE STACKER</b>			
Model		<b>APS35-181WLH</b>	<b>APS44-181WLH</b>
Power		Battery	
Operator Type		Pedestrian	
Capacity / Rated Load	(Q) kg	1600 (3500 lbs)	2000 (4400 lbs)
Load Center	(C) mm	600 (23.6")	
Load Distance (center of drive axle to load wheel)	(X) mm	692 (27.2")	673 (26.5")
Wheelbase	(Y) mm	1378 (54.25")	1490 (58.66")
Service Weight	kg	1460 (3212 lbs)	1700 (3740 lbs)
Axle Loading - Laden (Front / Rear)	kg	1000 / 2060 (2200 / 4532 lbs)	1100 / 2600 (2420 / 5720 lbs)
Axle Loading - Un-laden (Front / Rear)	kg	1020 / 440 (2244 / 968 lbs)	1010 / 690 (2222 / 1518 lbs)
Tires		Polyurethane	
Tire Size (Front)	(Æ x W) mm	230 dia. x 75 (9" x 2.9")	
Tire Size (Rear)	(Æ x W) mm	85 dia. x 75 (3.3" x 2.9")	
Stabilizer Wheels (Polyurethane)	(Æ x W) mm	150 dia. x 54 (5.9" x 2.12")	
Wheels, number front/rear (x=driven wheels)		1x+1/4	
Tread (Front)	(b10) mm	522 (20.55")	
Tread (Rear)	(b11) mm	1095 - 1395 (43.1" - 54.9")	
Lowered Mast Height	(h1) mm	2108 (83")	2228 (87.7")
Free Lift Height	(h2) mm	1520 (59.8")	1520 (59.8")
Lift Height	(h3) mm	4530 (178.3")	4530 (178.3")
Extended Mast Height	(h4) mm	5088 (200.3")	5208 (205")
Handle Height (in drive position min / max)	(h14) mm	850 / 1385 (33.46" x 54.52")	
Lowered Fork Height	(h13) mm	50 (2")	
Overall Length	(l1) mm	2004 (78.9")	2135 (84")
Length (to Face of Forks)	(l2) mm	854 (33.62")	985 (38.78")
Overall Width	(b1/b2) mm	820 / 1220 - 1520 (32.28" / 48" - 59.8")	
Fork Dimensions	(s/e/l) mm	40 x 120 x 1150 (1.57" x 4.7" x 45.2")	
Distance Between Fork Arms	(b5) mm	255 - 730 (10" - 28.7")	
Ground Clearance (Center of Wheelbase)	(m2) mm	33 (1.3")	
Aisle Width (for pallets 1000 x 1200 crossways)	(Ast) mm	2555 (100.6")	2674 (105.3")
Aisle Width (for pallets 800 x 1200 lengthways)	(Ast) mm	2527 (99.5")	2652 (104.4")
Turning Radius	(Wa) mm	1680 (66.14")	1790 (70.47")
Travel Speed (Laden / Un-laden)	Km/h	5.7 / 6 (3.54 / 3.72 mph)	5.4 / 6 (3.35 / 3.72 mph)
Lifting Speed (Laden / Un-laden)	m/s	.13 / .20 (.42 ft/s / .65 ft/s)	
Lowering Speed (Laden / Un-laden)	m/s	.20 / .14 (.65 ft/s / .45 ft/s)	
Max. Gradeability (Laden / Un-laden)	%	6 / 12	6 / 10
Service Brake		Electromagnetic	
Drive Motor Rating S2 60 min	kW	1.3	1.7
Lift Motor Rating at S3 10%	kW	3.2	
Energy consumption acc. to VDI Cycle	kWh/h	1.59	1.79
Drive Control		AC-Speed Control	
Sound Level (at driver's ear acc. to EN 12053)	db(A)	<69	
Battery Voltage / Nominal Capacity K5	V/Ah	24 / 270	24 / 350
Battery Weight	kg	230 (506 lbs)	288 (633.3 lbs)
Battery acc. to DIN 43531/35/36 A,B,C, no		3VBS	3PzS
Battery Compartment Size	in	29.9 x 7.2 x 25.9	25 x 11.6 x 25.9
Battery Size	in	29.6 x 6.8 x 25.9	24.5 x 11.2 x 24.6

\*Because of continual product improvements, specifications may be subject to change without notice





# 4400 LBS APS44FFN HEAVY DUTY



## APS44FFN HEAVY DUTY FORK-OVER STACKER

The Mobile APS Heavy Duty Fork-Over self-propelled stacker is designed to handle a wide variety of heavy-duty applications. Available in 2-Stage telescoping masts and lift heights ranging from 102" – 141", there is surely an APS Heavy Duty Fork-Over model available to meet your specific warehousing needs.

### Features

- AC Drive System
- CAN-BUS Technology
- Walkie Platform w/Foldable Safety Arms
- Key Switch, Emergency Switch and Battery Discharge Indicator
- Beverage Holder
- Standard Battery Compartment Size
- 24 Volt Electric System
- External Charger

Specifications	Model# APS44- 102FFN	Model# APS44- 114FFN	Model# APS44- 141FFN
Capacity (lbs):	4,400		
Raised Fork Height:	102"	114"	141"
Raised Mast Height:	125.5"	137.3"	164.8"
Lowered Mast Height:	76"	81.9"	95.6"

LOAD CAPACITY RATING	MAST HGT (inches)	CAPACITY (lbs)	
	141	3,300	3,300
130	3,960	3,960	
126	4,400	4,400	
114	4,400	4,400	
102	4,400	4,400	
	<b>C (inches)</b>	23.6"	27.5"



Control Handle



Ride-On Platform

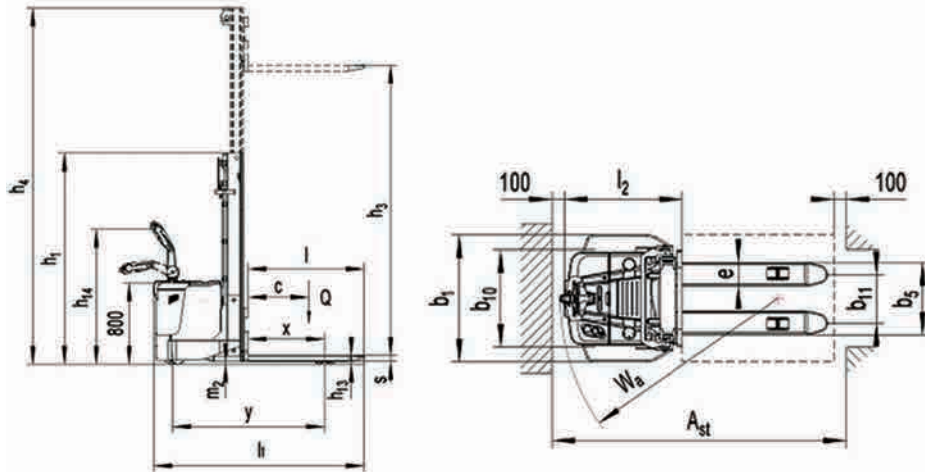
SKU: APS44-102FFN, APS44-114FFN, APS44-141FFN

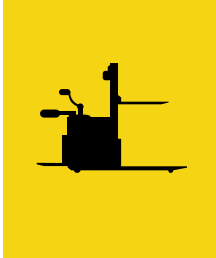
**CAP** 4,400 LBS **↑** 102" - 141" LIFT

**SPECIFICATIONS • PERFORMANCE**

APS44FFN HEAVY DUTY FORK-OVER STACKER		2 STAGE MAST		
Model		APS44-102FFN	APS44-114FFN	APS44-141FFN
Power		Battery		
Operator Type		Pedestrian		
Capacity	(Q) kg	2000 (4400 lbs)		
Load Center	(C) mm	600 (23.6")		
Load Distance (center of drive axle to load wheel)	(x) mm	760 (30")		
Wheelbase	(y) mm	1508 (59.3")		
Service Weight (with Battery)	kg	1400 (3080 lbs)	1460 (3212 lbs)	1515 (3333 lbs)
Axle Loading - Laden (Front / Rear)	kg	1245 / 2195 (2739 / 4829 lbs)	1250 / 2210 (2750 / 4862 lbs)	1270 / 2245 (2794 / 4939 lbs)
Axle Loading - Un-laden (Front / Rear)	kg	1020 / 420 (2244 / 924 lbs)	1030 / 430 (2266 / 946 lbs)	1070 / 445 (2354 / 979 lbs)
Drive Wheel (Polyurethane)	(E x W) mm	230 x 75 (9" x 2.9")		
Load Rollers (Polyurethane)	(E x W) mm	85 x 70 (3.3" x 2.7")		
Stabilizer Wheels (Polyurethane)	(E x W) mm	124 x 60 (4.8" x 2.3")		
Wheels, number front/rear (x=driven wheels)		1x+2/4		
Tread (Front)	(b10) mm	766 (30.1")		
Tread (Rear)	(b11) mm	1930 (76")	400 / 515 (15.7" x 20.2")	2430 (95.6")
Lowered Mast Height	(h1) mm	2515 (99")	2080 (81.9")	3515 (138.3")
Lift Height	(h3) mm	3187.5 (125.5")	2815 (110.8")	4187.5 (164.8")
Extended Mast Height	(h4) mm	3487.5 (137.3")		
Handle Height (in drive position min / max)	(h14) mm	945 / 1370 (37.2" / 53.9")		
Lowered Fork Height	(h13) mm	85 (3.3")		
Overall Length	(l1) mm	2083 (82")		
Length (to Face of Forks)	(l2) mm	933 (36.7")		
Overall Width	(b1) mm	1000 (39.3")		
Fork Dimensions	(s/e/l) mm	60 x 185 x 1150 (2.3" x 7.2" x 45.2")		
Distance Between Fork Arms	(b5) mm	570 / 685 (22.4" / 27")		
Ground Clearance (Center of Wheelbase)	(m2) mm	25 (.98")		
Aisle Width (for pallets 1000 x 1200 crossways)	(Ast) mm	2572 (101.2")		
Aisle Width (for pallets 800 x 1200 lengthways)	(Ast) mm	2520 (99.2")		
Turning Radius	(Wa) mm	1725 (67.9")		
Travel Speed (Laden / Un-laden)	Km/h	6 / 6 (3.72 / 3.72 mph)		
Lifting Speed (Laden / Un-laden)	m/s	.11 / .16 (.36 / .52 ft/s)		
Lowering Speed (Laden / Un-laden)	m/s	.125 / .125 (.41 / .41 ft/s)		
Max. Gradeability (Laden / Un-laden)	%	6 / 12		
Service Brake		Electromagnetic		
Drive Motor Rating S2 60 min	kW	1.3		
Lift Motor Rating at S3 4.5%	kW	3		
Energy consumption acc: to VDI Cycle	kWh/h	2.83		
Drive Control		AC-Speed Control		
Sound Level (at driver's ear acc. to EN 12053)	dB(A)	<69		
Battery Voltage / Nominal Capacity K5	V/Ah	24 / 350		
Battery Weight +/-5%	kg	288 (633.3 lbs)		
Battery acc. to DIN 43531/35/36 A,B,C, no		B, 3P2S		
Battery Compartment Size	in	24.84 x 11.5 x 25		
Battery Size	in	24.5 x 11.2 x 24.6		

\*Because of continual product improvements, specifications may be subject to change without notice





# 4400 LBS APS44DFFN DUAL LIFTING



### Features

- Dual Lifting Mast and Pallet Forks
- CAN-BUS Technology
- Emergency Stop
- AC Drive System
- Walkie Platform w/Foldable Safety Arms
- Beverage Holder
- Key Switch, Emergency Switch and Battery Discharge Indicator
- Standard Battery Compartment Size
- 24 Volt Electric System
- External Charger

### Specifications

Capacity (lbs):	4,400			
Raised Fork Height:	114"	126"	141"	157"
Raised Mast Height:	135.7"	147.35"	163.26"	179.01"
Lowered Mast Height:	79.8"	85.7"	93.5"	101.4"
Free Lift:	5.9"			

LOAD CAPACITY RATING	MAST HGT (inches)	CAPACITY (lbs)	
	157	1,980	1,540
141	2,200	1,760	
126	2,420	1,980	
114	2,640	2,200	
	C (inches)	23.5"	27.5"

### APS44DFFN DUAL LIFTING HEAVY DUTY FORK-OVER STACKER

The Mobile APS Dual Lifting Heavy Duty Fork-Over Self-Propelled stacker is designed to handle a wide variety of heavy-duty applications where the ability to carry and stack two skids at the same time is a must. With a 2nd set of lifting forks, the unit is essentially able to double its handling ability, while the dual lifting capabilities of this truck can help overcome obstacles such as ramps, docks or uneven floors. Available in a 2-Stage telescoping mast and lift heights ranging from 114" - 157".

### Options: Electric Power Steering



Control Handle



Ride-On Platform

SKU: APS44-114DFFN, APS44-126FFN, APS44-141DFFN, APS44-157DFFN



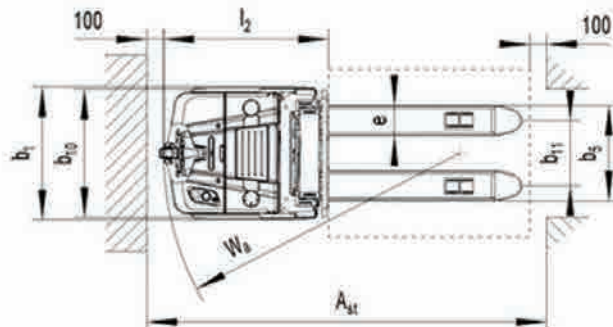
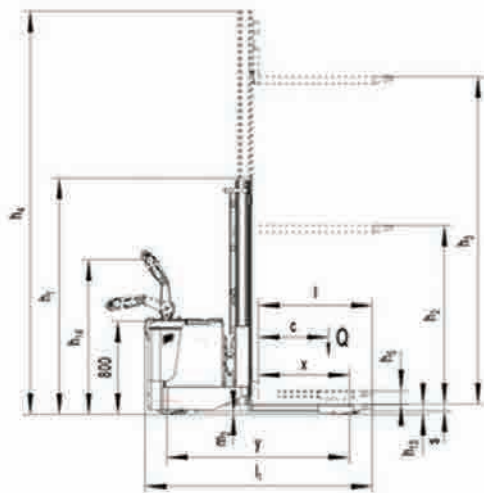
**CAP** 4,400 LBS **↑** 114" - 157" LIFT

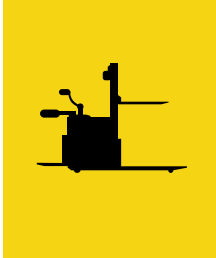
**SPECIFICATIONS • PERFORMANCE**

APS44DFFN DUAL LIFTING HEAVY DUTY FORK-OVER STACKER		2 STAGE MAST					
Model		APS44D-114FFN	APS44D-114FFLN	APS44D-126FFN	APS44D-141FFN	APS44D-141FFLN	APS44D-157FFN
Capacity*	lbs	4400 (2000 kg)					
Load Center	(C) mm	600 (23.6")					
Load Capacity / Rated Load (Mast Lift)	(Q) kg	1200 (2640 lbs)					
Load Capacity / Rated Load (Support Arm Lift)	(Q) kg	2000 (4400 lbs)					
Load Distance (center of drive axle to load wheel)	(x) mm	770 (30.31")					
Wheelbase	(y) mm	1494 (58.81")					
Weight (with Battery)	kg	1285 (2827)	1305 (2871)	1295 (2849)	1315 (2893)	1335 (2937)	1345 (2959)
Drive Wheel (Polyurethane)	mm	230 x 75 (9.05" x 2.95")					
Load Rollers (Polyurethane)	mm	80 x 70 (3.15" x 2.75")					
Stabilizer Wheels (Polyurethane)	mm	124 x 60 (4.88" x 2.36")					
Tread (Front)	(b10) mm	570 (22.44")					
Tread (Rear)	(b11) mm	395 / 505 (15.55" / 19.88")					
Free Lift Height	(h2) mm	150 (5.9")	1480 (58.26")	150 (5.9")	150 (5.9")	1830 (72")	150 (5.9")
Lift Height	(h3) mm	2815 (110.82")	2815 (110.82")	3115 (122.63")	3515 (138.3")	3515 (138.3")	3915 (154.13")
Fork Lift	(h5) mm	120 (4.72")					
Lift Height (Support Arm)	mm	208 (8.18")					
Lowered Fork Height	(h13) mm	88 (3.46")					
Fork Dimensions	(s/e/l) mm	60 x 180 x 1150 (2.36" x 7.08" x 45.27")					
Overall Fork Width (O.D.)	(b5) mm	575 / 685 (22.63" x 27")					
Handle Height (in drive position min / max)	(h14) mm	945 / 1370 (37.2" / 53.9")					
Overall Length	(l1) mm	2055 (80.90")					
Overall Width	(b1) mm	795 (31.3")					
Length (to Face of Forks)	(l2) mm	905 (35.63")					
Ground Clearance (Center of Wheelbase)	(m2) mm	28 (1.1")					
Turning Radius	(Wa) mm	1680 (66.14")					
Travel Speed (Laden / Un-laden)	Km/h	6 / 6 (3.72 / 3.72 mph)					
Lifting Speed Support Arm (Laden / Un-laden)	m/s	.15 / .22 (.49 / .72 ft/s)					
Lifting Speed Mast (Laden / Un-laden)	m/s	.16 / .12 (.52 / .39 ft/s)					
Lowering Speed Support Arm (Laden / Un-laden)	m/s	.06 / .06 (.19 / .19 ft/s)					
Lowering Speed Mast (Laden / Un-laden)	m/s	.16 / .12 (.52 / .39 ft/s)					
Gradeability (Laden / Un-laden)	%	6 / 12					
Drive Motor Rating S2 60 min	kW	1.3					
Lift Motor Rating at S3 4.5%	kW	2.2		3			
Sound Level (at driver's ear acc. to EN 12053)	dB(A)	<69					
Battery Voltage / Nominal Capacity K5	V/Ah	24 / 210					
Battery Weight +/-5%	kg	217 (477.4 lbs)					
Battery acc. to DIN 43531/35/36 A,B,C, no		B, 2Pzs					
Battery Compartment Size	in	24.84 x 8.66 x 25					
Battery Size	in	24.5 x 8.3 x 24.6					

\*When lifting (2) loads simultaneously, capacity for each is reduced to 1000 kg (2200 lbs)

\*Because of continual product improvements, specifications may be subject to change without notice





# 3000 LBS RTS30N REACH TRUCK



## RTS30N REACH TRUCK STACKER

The ECO RTS self-propelled stacker is designed to handle a wide variety of heavy-duty applications. Able to lift loads up to 3,000 lbs to a maximum height ranging from 114" – 216", this state-of-the-art stacker also extends loads to a maximum of 22.4".

### Features

- Reach Pantograph Forks
- AC Drive System
- CAN-BUS Technology
- Walkie Platform w/Foldable Safety Arms
- Key Switch, Emergency Switch and Battery Discharge Indicator
- Tilt Function
- Power Steering
- Beverage Holder
- Standard Battery Compartment Size
- 24 Volt Electric System
- External Charger
- Reach Pantograph
- Sideways Battery Exchange

### Specifications


Capacity (lbs):	3,000
Raised Fork Height:	114.1" - 216.53"
Raised Mast Height:	155.6" - 258"
Lowered Mast Height:	78" - 97.7"
Free Lift:	0 - 53.9"
Lowered Fork Height:	2.5"
Fork Dimensions:	1.4" x 3.9" x 45.3"
Drive Wheels/Load Rollers:	Polyurethane
Aisle Width (for pallets 40" x 48"):	110.7" / 109.9"
Turning Radius:	69.7"
Travel Speed - Laden/Un-laden (mph):	4.3 / 4.3
Lifting Speed - Laden/Un-laden (ft/s):	0.39 / 0.62
Max Gradient - Laden/Un-laden (%):	6 / 10
Battery Voltage (V/Ah):	24 / 400
Unit Weight w/Battery (lbs):	4,928 / 5,346



Control Handle



Extended Forks



Ride-On Platform

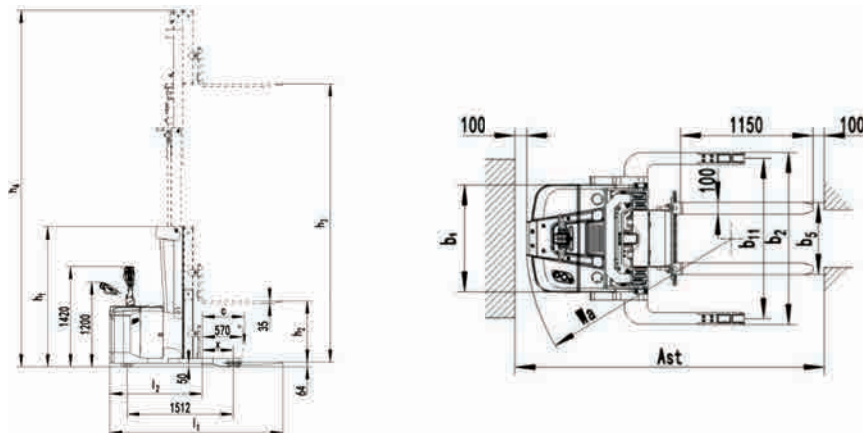
SKU: RTS30-114N, RTS30-141N, RTS30-181N, RTS30-216N

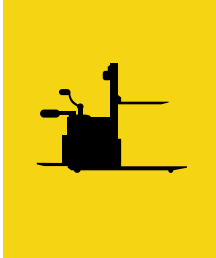
**CAP** 3,000 LBS **↑** 114.1" - 216.5" LIFT

**SPECIFICATIONS • PERFORMANCE**

RTS30N REACH TRUCK STACKER		2 STAGE MAST		3 STAGE MAST	
Model		RTS30-114	RTS30-141	RTS30-181	RTS30-216
Capacity	lbs	3000			
Load Center	in	23.6			
Load Distance (center of drive axle to load wheel)	(x) in	16.1		17.4	
Wheelbase	(y) in	59.5			
Weight (with Battery)	lbs	4928		5346	
Axle Loading (Laden Front / Rear   Forks Extended)	lbs	1953 / 6490			
Axle Loading (Laden Front / Rear   Forks Retracted)	lbs	3115 / 5329			
Axle Loading (Unladen Front / Rear)	lbs	3439 / 1918			
Drive Wheel (Polyurethane)	in	10 dia. x 3.2			
Load Rollers (Polyurethane)	in	4 dia. x 2.8			
Stabilizer Wheels (Polyurethane)	in	4.9 dia. x 2.4			
Tread (Front)	(b10) in	--			
Tread (Rear)	(b11) in	38.2 - 54.2			
Tilt of Mast	°	2 / 4			
Lift	(h3) in	114.2	141.7	181.1	216.53
Lowered Mast Height	(h1) in	78	91.8	85.9	97.7
Raised Mast Height	(h4) in	155.6	183.1	222.5	258
Lowered Fork Height	(h13) in	2.5			
Free Lift	(h2) in	0	0	42.1	53.9
Fork Dimensions	(s/e/l) in	1.4 x 3.9 x 45.3			
Overall Fork Width (O.D.)	(b5) in	7.9 - 29.9			
Handle Height (in drive position min / max)	(h14) in	47.2 / 55.9			
Overall Length	(l1) in	101.8		100.6	
Overall Width	(b1) in	42.4 - 58.3			
Length (to Face of Forks)	(l2) in	56.5		55.3	
Ground Clearance (Center of Wheelbase)	(m2) in	2			
Turning Radius	(Wa) in	69.7			
Aisle Width (for pallets: 40" x 48")	(Ast) in	110.7		109.9	
Travel Speed (Laden / Un-laden)	mph	4.3 / 4.3			
Lifting Speed (Laden / Un-laden)	ft/s	.39 / .62			
Lowering Speed (Laden / Un-laden)	ft/s	.55 / .32			
Reaching Speed (Laden / Un-laden)	ft/s	.32 / .52			
Gradeability (Laden / Un-laden)	%	6 / 10			
Drive Motor Rating S2 60 min	kW	1.6 (AC)			
Lift Motor Rating at S3 4.5%	kW	4			
Sound Level (at driver's ear acc. to EN 12053)	dB(A)	<70			
Battery Voltage / Nominal Capacity K5	V/Ah	24 / 400			
Battery Weight	lbs	836			
Battery acc. to DIN 43531/35/36 A,B,C, no		A, 4Pz5			
Battery Compartment Size	in	33 x 11 x 24.7			
Battery Size	in	32.7 x 10.7 x 24.7			

\*Because of continual product improvements, specifications may be subject to change without notice





2800 LBS

# CBS28N



COUNTER BALANCE



**Features**

- German REMA CAN-BUS Handle
- Hydr-App Pump Unit
- CURTIS AC Controller
- Wicke Drive Wheel
- Extentable Mast
- MOSFET Drive System
- Key Switch, Emergency Switch and Battery Discharge Indicator
- Tilt Function
- Walkie Platform w/Foldable Safety Arms
- Power Steering
- Beverage Holder
- Standard Battery Compartment Size
- 24 Volt Electric System
- External Charger

**Specifications**


	Model# CBS28-118	Model# CBS28-141	Model# CBS28-177
Capacity (lbs):	2,860		
Raised Fork Height:	118.1"	141.7"	177.1"
Raised Mast Height:	152.9"	176.6"	212"
Lowered Mast Height:	82.5"	70.7"	82.5"

LOAD CAPACITY RATING	MAST HGT (inches)	CAPACITY (lbs)		
	175	1,760	1,540	
141	2,200	1,980		
116	2,420	2,200		
98	2,860	2,860		
	<b>C (inches)</b>	23.6"	27.5"	

**CBS28N COUNTER BALANCE STACKER**

The ECO CBS self-propelled stacker is designed to handle a wide variety of heavy-duty applications. Able to lift loads up to 2,860 lbs to a maximum height ranging from 118" – 177", this state-of-the-art stacker also extends loads to a maximum of 22.8".

**Options: 'Side-Shift' (rated @ 2,360 lbs Capacity)**  
 - Allows load to be moved left and right without the need to move the whole truck itself, particularly useful when operating within tight spaces, Side Battery Pull



Ride-On Platform



Key Switch, Battery Discharge Indicator, Emergency Switch

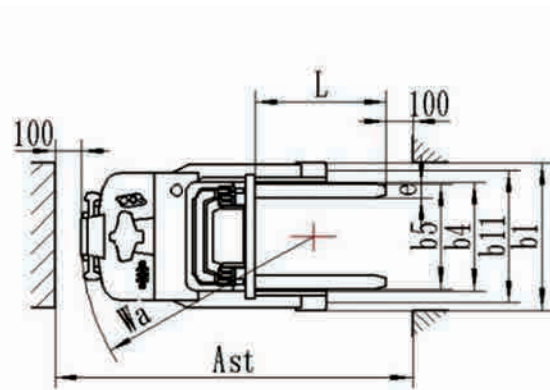
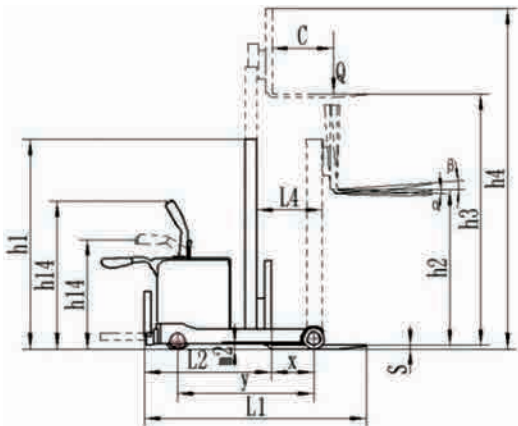
SKU: CBS28-118-N, CBS28-141-N, CBS28-177-N

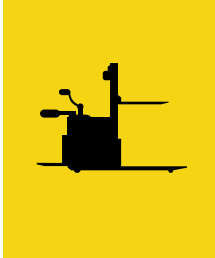
**CAP** 2,860 LBS **↑** 118.1" - 177.1" LIFT

**SPECIFICATIONS • PERFORMANCE**

CBS28N COUNTER BALANCE STACKER		2 STAGE MAST		
		CBS28-118	CBS28-141	CBS28-177
Model				
Capacity	lbs	2860		
Load Center	in	23.6		
Load Distance (center of drive axle to load wheel)	(x) in	15.9		
Wheelbase	(y) in	53.8		
Weight (with Battery)	lbs	4180	4620	4730
Axle Loading (Laden Front / Rear)	lbs	3483 / 3836	3703.8 / 4089.6	3902 / 4387
Axle Loading (Unladen Front / Rear)	lbs	3295 / 1157	3648 / 1278	4012 / 1411
Drive Wheel (Polyurethane)	in	9.8 dia. x 3.2		
Load Rollers (Polyurethane)	in	8.3 dia. x 3.3		
Stabilizer Wheels (Polyurethane)	in	4.9 dia. x 2.3		
Tread (Front)	(b10) in	26.7		
Tread (Rear)	(b11) in	39.1		
Lift Height	(h3) in	118.1	141.7	177.1
Lowered Mast Height	(h1) in	82.52	70.7	82.5
Raised Mast Height	(h4) in	152.9	176.6	212
Lowered Fork Height	(h13) in	2		
Free Lift	(h2) in	0	47.24	59.05
Fork Dimensions	(s/e/l) in	1.4 x 3.9 x 45.3		
Overall Fork Width (O.D.)	(b5) in	7.9 - 29.9		
Reach Distance	(l4) in	21.26		
Handle Height (in drive position min / max)	(h14) in	40.7 / 55.7		
Overall Length	(l1) in	84.25		
Overall Width	(b1) in	42.9		
Length (to Face of Forks)	(l2) in	46.85		
Ground Clearance (Center of Wheelbase)	(m2) in	1.53		
Turning Radius	(Wa) in	62.7		
Aisle Width (for pallets: 40" x 48")	(Ast) in	103.9		
Travel Speed (Laden / Un-laden)	mph	3.1 / 3.4		
Lifting Speed (Laden / Un-laden)	ft/s	.27 / .36	.36 / .54	
Lowering Speed (Laden / Un-laden)	ft/s	.41 / .26	.32 / .31	
Gradeability (Laden / Un-laden)	%	5 / 8		
Drive Motor Rating S2 60 min	kW	1.6 (MOSFET)		
Lift Motor Rating at S3 4.5%	kW	2.2	3	
Sound Level (at driver's ear acc. to EN 12053)	dB(A)	67		
Battery Voltage / Nominal Capacity K5	V/Ah	24 / 270	24 / 400	
Battery acc. to DIN 43531/35/36 A,B,C, no		A, 3Pzs	A, 4Pzs	
Battery Compartment Size	in	33.5 x 11.5 x 25.6		
Battery Size	in	32.7 x 10.7 x 24.7		

\*Because of continual product improvements, specifications may be subject to change without notice





# 3300 LBS RRS33N RIDE-ON REACH



### Features

- Reach Forward Mast
- Fork Tilt Function
- Integrated AC System
- KDS Motor
- Zapi Power Steering and Control System
- Regenerative Braking
- Emergency Cut-Off Button
- Safe Speed Limit Valve
- Electronic Control Functions
- Small Turning Radius
- External Charger

### Specifications

Capacity (lbs):	3,300
Raised Fork Height:	98.42" - 314.96"
Raised Mast Height:	132.48" - 349.01"
Lowered Mast Height:	72.04" - 133.77"

## RRS33N RIDE-ON REACH TRUCK STACKER

The RRS33N Series Ride-On Reach Stacker is an ideal option for high capacity and lift height cargo storage applications. It comes with the advantages of integrated forward reach mast and a small turning radius, which can ignore the barriers created by the bottom shelf. It is highly operable in large-scale vertically built chemical plants, warehouses, supermarkets, docks and all storage areas.

LOAD CAPACITY RATING	MAST HGT (inches)	CAPACITY (lbs)	
	314	1,760	1,320
	295	2,200	1,760
	275	2,200	1,760
	255	2,640	1,980
	236	2,640	1,980
	208/216/228	3,300	2,640
	141/157/196	3,300	2,640
	118/129	3,300	2,640
	98/106	3,300	2,640
	<b>C (inches)</b>	19.68"	23.62"



Console



Profile View

### 2-Stage Mast Models

### 3-Stage Mast Models

Specifications	2-Stage Mast Models						3-Stage Mast Models									
	RRS33-98N	RRS33-106N	RRS33-118N	RRS33-130N	RRS33-141N	RRS33-157N	RRS33-177N	RRS33-196N	RRS33-208N	RRS33-216N	RRS33-228N	RRS33-236N	RRS33-256N	RRS33-275N	RRS33-295N	RRS33-315N
Lift Height	98.42"	106.29"	118.11"	129.92"	141.73"	157.48"	177.16"	196.85"	208.66"	216.53"	228.34"	236.22"	255.90"	275.59"	295.27"	314.96"
Low'rd Mast Hgt	72.04"	75.98"	81.88"	87.79"	93.70"	101.57"	87.79"	94.40"	98.34"	100.98"	104.92"	107.48"	114.09"	120.66"	127.16"	133.77"
Raised Mast Hgt	132.48"	140.35"	152.16"	163.97"	175.78"	191.53"	211.22"	230.95"	242.71"	250.59"	262.40"	270.27"	289.96"	309.64"	329.33"	349.01"
Free Lift	5.31"						64.17"	70.66"	74.60"	77.16"	81.10"	83.85"	90.35"	96.85"	103.54"	110.04"

SKU: RRS33-98N, RRS33-106N, RRS33-118N, RRS33-130N, RRS33-141N, RRS33-157N, RRS33-177N, RRS33-196N, RRS33-208N, RRS33-216N, RRS33-228N, RRS33-236N, RRS33-256N, RRS33-275N, RRS33-295N, RRS33-315N

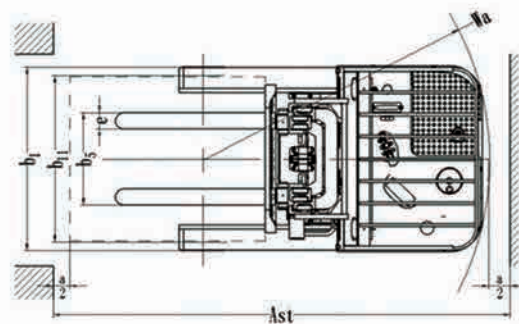
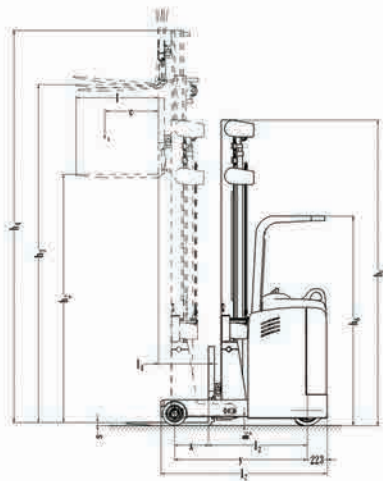
**CAP 3,300 LBS**  **98" - 315" LIFT**


**RRS33N RIDE-ON REACH TRUCK STACKER**

**SPECIFICATIONS • PERFORMANCE**

		<b>RRS33N</b>
Model		Battery
Drive		Stand on
Type of Operation		Stand on
Load Capacity/Rated Load	(Q) t	1.5 (3300 lbs)
Load Center Distance	(C) mm	500 (19.68")
Load Distance (center of drive axle to load wheel)	(X) mm	380 (14.96")
Wheelbase	(y) mm	1482 (58.34")
Service Weight (with Battery)	kg	3630 (7986 lbs)
Axle Loading (Unladen Front / Rear)	kg	2260 / 1370 (4972 / 3014 lbs)
Axle Loading (Laden Front / Rear   Forks Extended)	kg	840 / 4290 (1848 / 9438 lbs)
Axle Loading (Laden Front / Rear   Forks Retracted)	kg	1960 / 3170 (4312 / 6974 lbs)
Tires		Polyurethane
Tire Size (Front)	mm	343 x 140 (13.5" x 5.5")
Tire Size (Rear)	mm	267 x 106 (10.5" x 4.17")
Wheels, number front/rear (x=driven wheels)		2/1x+2
Track Width (Rear)	(b11) mm	1010 / 660 (39.76" / 25.98")
Mast/Fork Carriage Tilt (Forward/Backward)	°	3 / 5
Overhead Load Guard (cab) Height	(h6) mm	2330 (91.73")
Overall Length	(l1) mm	2246 (88.42")
Length (to Face to Forks)	(l2) mm	1326 (52.2")
Overall Width	(b1) mm	1130 (44.48")
Fork Dimensions	(s/e/l) in	35 x 100 x 920 (1.37" x 3.9" x 36.22")
Width over Forks	(b5) mm	200 / 760 (7.87" / 29.9")
Reach Distance	(l4) mm	560 (22")
Ground Clearance	(m1) mm	80 (3.15")
Aisle Width (for pallets 800x1000 crossways)	(Ast) mm	2695 (106.10")
Turning Radius	(Wa) mm	1750 (68.89")
Length Across Wheel Arms	(l7) mm	1855 (73")
Travel Speed (Laden / Un-laden)	km/h	9.5 / 9.5 (5.9 / 5.9 mph)
Lifting Speed (Laden / Un-laden)	m/s	.28 / .32 (.918 / 1.049 ft/s)
Lowering Speed (Laden / Un-laden)	m/s	.35 / .31 (1.148 / 1.017 ft/s)
Reaching Speed (Laden / Un-laden)	m/s	.09 / .12 (.295 / .393 ft/s)
Max. Gradeability (Laden / Un-laden)	%	10 / 15
Service Brake		Electromagnetic
Drive Motor Rating S2 60 min	kW	5.5
Lift Motor Rating at S3 15%	kW	8.6
Type of Drive Control		Zapi
Operating Pressure for Attachments	bar	110
Oil Volume for Attachments	l/min	40
Sound Level (at driver's ear acc. to EN 12053)	dB(A)	<70
Battery Voltage / Nominal Capacity K5	V/Ah	48 / 360
Battery Weight	kg	680 (1496 lbs)
Battery acc. to DIN 43531/35/36 A,B,C, no		A, 4Pz5
Battery Compartment Size	in	40.4 x 16.8 x 22.2
Battery Size	in	40.2 x 16.2 x 21.3

\*Because of continual product improvements, specifications may be subject to change without notice





# 2200 LBS TUG22EN POWER TUG



## TUG22EN POWER TUG

The Mobile TUG22EN is a motorized tow unit ideal for pulling a variety of multiple carts in unison and in a safe manner. Designed to reduce injuries associated with repetitive pushing and pulling of heavy-laden carts, the TUG22EN is ideal for numerous industries including: healthcare, food service, hospitality and material handling sectors. The TUG22EN can be used to pull a variety of single or multiple carts in a safe and efficient manner with minimal operator effort.

### Features

- Adjustable Handle
- Curtis Electronic Controller for smooth acceleration
- Easy Battery Exchange
- External Charger
- Non-marking Solid Rubber Tires
- Stable Swivel Casters
- Deep Discharge Battery Protection

### Specifications

Max Tow Load (lbs):	2,200
Overall Length:	31.89"
Overall Width:	19.29"
Front Tires:	9.84" x 3.15"
Casters:	2.95" x 1.26"
Turning Radius:	18.7"
Travel Speed - Laden/Un-laden (km/h):	4.2 / 4.5
Battery Voltage (V/Ah):	24 / 24
Weight (lbs):	136.4



Battery Discharge Indicator



Solid Rubber Tires



Stable Swivel Casters



Battery Exchange

SKU: TUG22EN



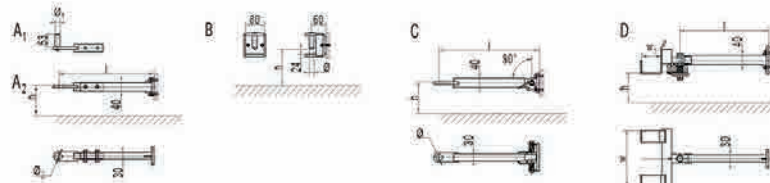
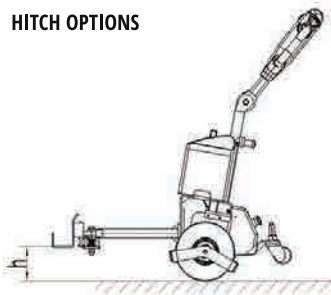
**TUG22EN POWER TUG**

Model		TUG22EN			
Drive		Battery	Overall Width	(b1) mm	490 (19.29")
Operator Type	(Q) t	Pedestrian	Ground Clearance (Center of Wheelbase)	(m2) mm	38 (1.49")
Capacity	(Q) kg	1000 (2200 lbs)	Turning Radius	(Wa) mm	475 (18.7")
Rated Drawbar Pull	(F) N	200 (44.96 lbs)	Travel Speed (Laden / Un-laden)	Km/h	4.2 / 4.5
Wheelbase	(y) mm	325 (12.79")	Drawbar Pull (Laden / Un-laden)	(N)	200/- (944.96 lbs)
Service Weight	kg	62 (136.4 lbs)	Max. Drawbar Pull (Laden / Un-laden)	(N)	450/- (101.16 lbs)
Axle Loading Un-laden (Front / Rear)	kg	46 / 16 (101.2 / 35.2 lbs)	Service Brake		Electromagnetic
Tires		Rubber / Polyurethane	Drive Motor Rating S2 60min	kW	.3
Tire Size (Front)	mm	250 x 80 (9.84" x 3.15")	Type of Drive Control		DC-Speed Control
Tire Size (Rear)	mm	75 x 32 (2.95" x 1.26")	Sound level at driver's ear acc. to EN 12053	db(A)	<69
Wheels, number front/rear (x=driven wheels)		2x/2	Battery Voltage, nominal capacity K5	V/Ah	24 / 24
Tread (Front)	(b10) mm	185 (7.28")	Battery Weight	kg	16 (35.2 lbs)
Tread (Rear)	(b11) mm	380 (14.96")	Battery acc. to DIN 43531/35/36 A, B, C no		No
Height of Handle in drive position (Min / Max)	(h14) mm	750 / 1250 (29.52" / 49.21")	Battery Compartment Size	in	10 x 7.9 x 11.5
Overall Length	(l1) mm	810 (31.89")	Battery Size	in	7.1 x 3 x 6.9 (x2)

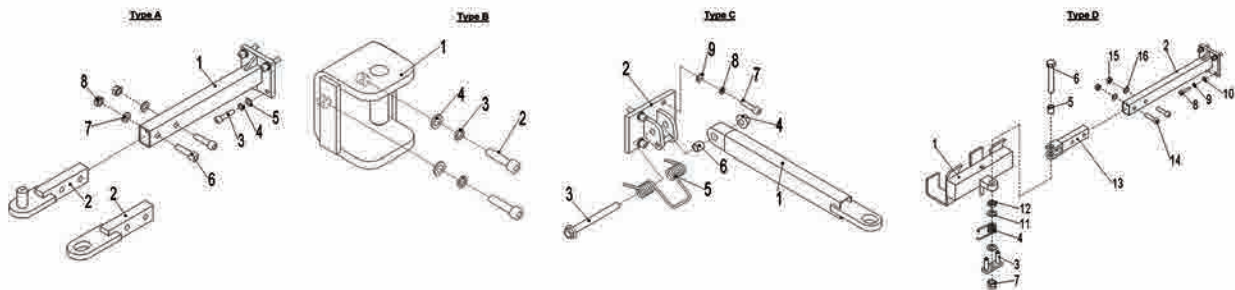
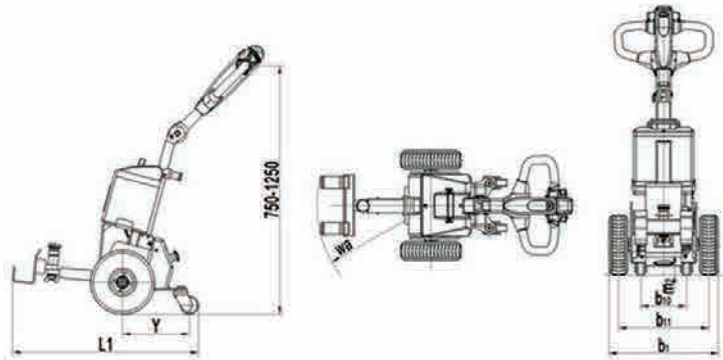
\*Because of continual product improvements, specifications may be subject to change without notice


**SPECIFICATIONS • PERFORMANCE**


**HITCH OPTIONS**



Type A: Ø1 = 20 mm (0.78"), Ø2 = 25 mm (0.98") • H = 148 ~ 268 mm (5.82 ~ 10.55") • L = 402.5 mm (15.84")  
 Type B: Ø = 20 mm (0.78") • H = 96 ~ 276 mm (3.78 ~ 10.86")  
 Type C: Ø = 25 mm (0.98") • H = 148 ~ 268 mm (5.82 ~ 10.55") • L = 424.5 mm (16.71")  
 Type D: W1 = 80 mm (3.15") • W = 240 mm (9.45") • H = 88 ~ 208 mm (3.46 ~ 8.19") • L = 375 mm (14.76")





**1500 LBS**  
**TUG15**   
**POWER TUG**



**Features**

- Non-Marking Flat-Free Tires
- Quick Change Battery System
- Self-Diagnostics-Enables, 125Amp Controller
- User Interface Hand Controller (Horn, Key Switch, Lift Button, Throttle, 2-Speed Switch)
- Built-In Battery Charger
- Battery Indicator
- Durable ABS Shroud
- Travel Wheel (for use when not transporting load)
- Rain-Proof (IP-54 Rating)
- Pin Configuration Hitch Docking (for use on many carts)

**Specifications**

Max Tow Load (lbs):	1,500
Overall Length:	18.75"
Overall Width:	24"
Overall Height:	41.6"
Wheels:	8.75"
Transaxle Drive (V):	24 DC
Lift Motor/Actuator (V):	24 DC (IP-66 rated)
Battery (Ah):	(x2) 22 AGM (Sealed Lead Acid)
Shipping Size (cubic ft):	21
Shipping Weight (lbs):	150

**TUG15 POWER TUG**

The Mobile TUG15 is a motorized tow unit ideal for pulling a variety of multiple carts in unison and in a safe manner. Designed to reduce injuries associated with repetitive pushing and pulling of heavy-laden carts, the TUG15 is ideal for numerous industries including: healthcare, food service, hospitality and material handling sectors. The TUG15 can be used to pull a variety of single or multiple carts in a safe and efficient manner with minimal operator effort.



Console



Handle/Steering Assembly




Male Hitch



Female Hitch

SKU: TUG15



# 1500 LBS MPC MOTORIZED CART



## MPC MOTORIZED PLATFORM CART

The Mobile MPC is an ergonomic and efficient tool designed for transporting heavy or awkward loads. Available in 3 different platform sizes, you can bolt, weld, or clamp your current equipment and transport carts to the steel platform to create your own custom cart.

### Features

- Proportional Speed Control (2 Speeds)
- LED Battery Charge Indicator
- Emergency Stop Switch
- Maintenance-Free Transaxle Drive Switch
- Dynamic Regenerative Braking
- Automatic Electro-Mechanical Parking Brake
- Intuitive Fingertip Motion Controls (Top: Forward, Bottom: Reverse)
- Rugged Spring Suspension System w/Center Wheel Drive
- Built-In Battery Charger w/Power Cord
- Reinforced Tubular Steel Frame
- Solid-State Electronic Module w/24V Power System
- Water Resistant Electronics
- Fail Safe Throttle Design
- Flat-Free Tires and Casters

### Specifications

Capacity (lbs):	1,500 (1,000 on 6 degree slope)
Platform Lengths:	41" / 48" / 68.5"
Overall Width:	27"
Overall Length:	50" / 56.5" / 60"
Overall Height:	42.5"
Power Wheels:	8.75"
Swivel Casters:	5"
Shipping Size (cubic ft):	47.6 / 56.6
Shipping Weight (lbs):	265 / 270 / 292



Profile View



Front View

SKU: MPC2741, MPC2745, MPC2760



# STORE FIXTURES

Selecting The Right Ladder	100	Storage T-Rack <b>ST6054</b>	107
Rolling Ladder <b>TILT &amp; ROLL</b>	101	Safety Work Platform <b>SWP</b>	108
Rolling Ladder <b>RL-50</b>	102	Safety Gate <b>ALUMINUM</b>	109
Rolling Ladder <b>RL-60</b>	103	Aluminum Hand Truck <b>HT1766</b>	110
Platform Truck <b>TILT</b>	104	Pail Lifter <b>MPL200</b>	111
Upright Lumber Cart <b>LTC3060</b>	105	Shopping Cart <b>ESC-XTI</b>	112
Steel Lumber Cart <b>LC3060</b>	106	Floor Jack <b>EFJ88</b>	113
Siding Cart <b>SC3696</b>	107		



**LADDERS / PLATFORM TRUCKS / LUMBER CARTS / SIDING CARTS / STORAGE RACK  
WORK PLATFORM / SAFETY GATES / APPLIANCE HAND TRUCK / PAIL LIFTER  
ELECTRIC SHOPPING CART / FLOOR JACKS**


# SELECTING THE RIGHT LADDER

One of the most common mistakes made in ordering many ladders is getting them too large for the available workspace. Here are some things to consider before ordering a new ladder:

## 1. LADDER DIMENSIONS

### Base Width

Is very important because as ladders get taller, the base width increases. It is important to be sure that the ladder will not be too wide for your workspace. We offer different tread widths to accommodate most work areas.



### Base Length

Is the measurement of how long the base of the ladder runs. This is dependent upon the height of the ladder. The taller the ladder, the longer the base. Also, lower climb angles also increase base length.



### Working Height

Is the approximate height that you would like to be able to comfortably reach. It is usually calculated at 5.5" above the ladder's platform height.



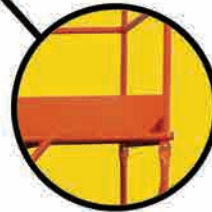
### Overall Height

Is VERY important. You want to be sure that your ladder will not be too tall to fit into your workspace. This includes being able to fit through any doors that you may need to move it through, or under any ceilings or fixtures that you may have.



### Top Step Height

Is the measurement of the top step from the ground. It's important that this measurement is not too far above or below your desired working height.



## 2. CLIMBING ANGLE

Mobile offers 2 climbing angles in our 'RL' Rolling Ladder Series. 60° is standard and the 50° climbing angle makes carrying items up and down the ladder easier.



### 60° CLIMBING ANGLE


#### Standard Models:

RL6-60 · RL8-60 · RL10-60

#### Capacity:

350 lb

Operator must go up and down facing same direction (always facing stairs)



### 50° CLIMBING ANGLE

#### Standard Models:

RL6-50 · RL8-50 · RL10-50 · RL14-50

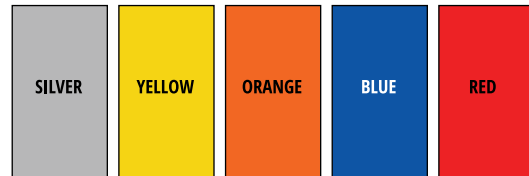
#### Capacity:

350 lb

Operator goes up and down just like a staircase, facing their direction of travel

## 3. COLOUR OPTIONS

Mobile offers a variety of powder-coated colours to suit your needs. Choose from any of the following colours:



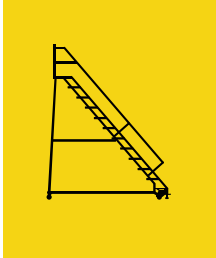
SILVER

YELLOW

ORANGE

BLUE

RED



**350 LBS**

# TILT & ROLL

## ROLLING LADDER

**Features**

- 14 Gauge Steel Construction
- 1.25" Diameter Tubing
- Non-Slip Steps/Platform
- Polyurethane Wheels
- Rubber Feet for Stability
- High-Quality Powder Coat Finish



Specifications	Model# RL3-TR	Model# RL4-TR
Step Count	3	4
Height to Top Step	29"	36"
Platform Size	24"W x 22.5"L	
Caster Size	1.5" x 5" (2 Fixed)	
Handrail Height	30"	
Climbing Angle	50 Degrees	
Weight (lbs)	74	84

**Steps Available: 3, 4**

**Colours Available: Orange, Red, Yellow, Blue, Grey**

**Options: 60 Degree**

### TILT & ROLL ROLLING LADDER

Mobile Rolling Ladders are compact, high reach, highly safe ladders. Steel construction, non-slip surfacing, rubber feet, a braking mechanism and 42" handrails are included as standard, ensuring optimal operator safety. Swivel casters and center pivot wheels allows for smooth transport and easy maneuverability.

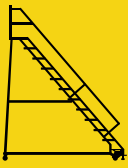


Rubber Stabilizers



Polyurethane Wheels

SKU: RL3-TR, RL4-TR



# TURN-IN-PLACE RL-50 ROLLING LADDER



Shipping Position

### Features

- Fixed Link Trip Step Assembly
- 1 1/4" Steel Tubing throughout
- Uniquely Designed Trip Step
- Non-Slip Perforated Step Design
- Inspection Sheet/Paper Holder
- Rubber Feet for Stability
- Easy After-Market Maintenance
- Wide Top Platform
- Reinforced Cable-less Design
- 6" Kick-Plate on Top Platform
- Powder Coat Paint Finish
- Meets OSHA and ANSI A14.7 requirements
- Easy Climbing Angles
- Center Pivot Wheels for Quick, On-The-Spot Maneuverability



Safety Chain



Rubber Feet



Trip-Step Assembly



Wheels



Casters



Floor Lock

## RL-50 SERIES 50 DEGREE TURN-IN-PLACE ROLLING LADDER

Mobile Rolling Ladders are compact, high reach, highly safe ladders. Steel construction, non-slip surfacing, rubber feet, a braking mechanism and 42" handrails are included as standard, ensuring optimal operator safety. Swivel casters allows for smooth transport, and center pivot wheels allows for time-saving, 'on-the-spot' maneuverability.

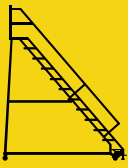
Steps Available: 6, 8, 10, 14

Colours Available: Orange, Red, Yellow, Blue, Grey

Specifications	Model# RL6-50	Model# RL8-50	Model# RL10-50	Model# RL14-50
Step Count	6	8	10	14
Height to Top Step	60"	80"	100"	140"
Platform Size	24"W x 27.5"L			
Caster Size	2.7" x 7" (2 Fixed) • 1.5" x 5" (2 Swivel)			
Handrail Height	42"			
Climbing Angle	50 Degrees			
Weight (lbs)	190	220	250	310

SKU: RL6-50, RL8-50, RL10-50, RL14-50





# 60 DEGREE RL-60 ROLLING LADDER



Shipping Position

### Features

- Fixed Link Trip Step Assembly
- 1 1/4" Steel Tubing throughout
- Uniquely Designed Trip Step
- Non-Slip Perforated Step Design
- Inspection Sheet/Paper Holder
- Rubber Feet for Stability
- Easy After-Market Maintenance
- Wide Top Platform
- 6" Kick-Plate on Top Platform
- Powder Coat Paint Finish
- Meets OSHA and ANSI A14.7 requirements



Safety Chain



Rubber Feet



Casters



Floor Lock

Steps Available: 6, 8, 10

Colours Available: Orange, Red, Yellow, Blue, Grey

## RL-60 SERIES 60 DEGREE ROLLING LADDER

Mobile Rolling Ladders are compact, high reach, highly safe ladders. Steel construction, non-slip surfacing, rubber feet, a braking mechanism and 42" handrails are included as standard, ensuring optimal operator safety. Swivel casters allows for smooth transport, and easy maneuverability.

Specifications	Model# RL6-60	Model# RL8-60	Model# RL10-60
Step Count	6	8	10
Height to Top Step	56"	73"	90"
Platform Size	24"W x 23"L		
Caster Size	1.5" x 5" (2 Swivel / 2 Fixed)		
Handrail Height	42"		
Climbing Angle	60 Degrees		
Weight (lbs)	155	175	195

SKU: RL6-60, RL8-60, RL10-60



**2500 LBS**

# PLATFORM TILT TRUCK



**Features**

- Rigid Plastic Bed on Steel Frame
- Steel Handle
- Swivel/Fixed Casters



Model: SPT2448 / SPT3060

Model: APT2448 / APT3060

**PLATFORM TILT TRUCK**

Mobile's Platform Tilt Trucks are designed so that operators of all physical types can easily use. Large, mixed or stackable loads can fit on the large 30" x 60" platform and swivel and fixed casters allows for smooth transport and easy maneuverability.

Specifications	Model# TT3060	Model# TT2448
Bed Capacity (lbs):	2,500	2,000
Platform Height:	10"	
Platform Size:	30" x 60"	24" x 48"
Casters (Swivel/Fixed):	2" x 6" (4 / 2)	2" x 6" (2 / 2)
Handle Height:	24"	
Weight (lbs):	98	56

**Styles Available (Volume Quantities ONLY):**

- Steel Bed (SPT2448 / SPT3060)
- Aluminum Bed (APT2448 / APT3060)



Handle Tubing



Handle

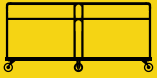


Swivel Caster



Shipping Bundle

SKU: TT3060, TT2448, SPT2448, SPT3060, APT2448, APT3060



# 2000 LBS LTC3060 UPRIGHT LUMBER CART

## Features

- Rigid Plastic Bed, Steel Bed (Model#: LTC3060-II)
- Steel Support Rails
- Swivel/Fixed Casters
- Powder Coat Paint Finish (Model#: LTC3060-II)
- E-Coating Steel Finish (Model#: LTC3060-II)



Model: LTC3060-II


## LTC3060 UPRIGHT LUMBER CART

The Mobile LTC3060 Upright Lumber Cart is designed at optimal ergonomic specifications so that operators of all physical types can easily use. Upright rails support mixed load sizes and swivel and fixed casters allows for smooth transport and easy maneuverability.

Specifications	Model# LTC3060	Model# LTC3060-II
Bed Capacity (lbs):	2,000	
Platform Height:	11.5"	11.6"
Bed Size:	30" x 60"	
Bed Material:	Plastic	Steel
Casters (Swivel/Fixed):	2" x 6" (4 / 2)	
Weight (lbs):	138	

## Models Available:

- LTC3060
- LTC3060-II
- MCC
- OCLC



Steel Support Rails



Casters

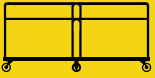


Model: MCC



Model: OCLC

SKU: LTC3060, LTC3060-II, MCC, OCLC



# 2000/2500 LBS LC3060 STEEL LUMBER CART

## Features

- Steel Construction
- Collapsing Load Guide Bars
- Swivel/Fixed Casters

Specifications	Model# LC3060	Model# LC3272
Capacity (lbs):	2,000	2,500
Top Rack Area:	30" x 60"	32" x 72"
Top Rack Height:	30"	
Bottom Rack Area:	27" x 41"	29.5" x 53"
Bottom Rack Height:	9.75"	
Casters (Swivel/Fixed):	2" x 6" (4 / 2)	
Weight (lbs):	138	120



Model: LC3272

## LC3060 STEEL LUMBER CART


The Mobile LC3060 Lumber Cart is designed at optimal ergonomic specifications so that operators of all physical types can easily use. Swivel and fixed casters allows for smooth transport and easy maneuverability.



Casters

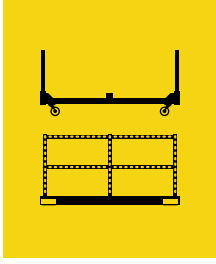


Steel Construction



Collapsing Load Guide Bars

SKU: LC3060, LC3272



### SC3696 SIDING CART

The Mobile SC3696 Siding Cart is a versatile transport unit designed for moving large or awkward bundle loads. Heavy duty steel construction can withstand punishing wear and tear and the swivel casters ensures easy maneuverability during transport.

## 2500 LBS SC3696 SIDING CART

#### Features

- Heavy Duty Steel Construction
- Powder Coat Paint Finish
- Swivel Casters

Specifications	Model# SC3678	Model# SC3696
Capacity (lbs):	2,500	
Dimensions:	36" x 48" x 40"	36" x 96" x 40"
Casters (Swivel):	2" x 6"	
Weight (lbs):	200	350

SKU: SC3678, SC3696



### ST6054 STORAGE T-RACK

The Mobile ST6054 Storage T-Rack is a versatile piece of equipment that can accommodate large, long, or awkward load storage. Make it portable and increase traffic efficiency with 7" pockets that allows for pallet truck entry and transport.

## 2000 LBS ST6054 STORAGE T-RACK



#### Features

- Removeable Center Rack w/Lock-In Capability
- 7" Fork Pockets for Pallet Truck Entry and for easy transport
- Carpeted Load Surface

Specifications	
Capacity (lbs):	2,000 lbs
Dimensions:	60" x 96" x 54"
Fork Pockets:	7"
Weight (lbs):	500

SKU: ST6054



## SAFETY **SWP** WORK PLATFORM

### Features

- Swinging/Lockable Gate
- Safety Chain to secure to carriage
- All Welded, Heavy Duty Construction
- Powder Coat Paint Finish

### Specifications

Overall Width:	32"
Overall Length:	48"
Overall Back Screen Height:	72"
Overall Guardrail Height:	42"
Fork Pockets:	7" x 3"
Casters:	6"



Front View



Back View

### SWP SAFETY WORK PLATFORM

Available for most of the standard Mobile adjustable fork hydraulic stackers. The safety cage is designed to safely lift the operator, or another person in high-reach applications such as ceiling light changing, shelf-stocking, etc. It comes with a safety chain for easy exit and entry (an optional hinged, locking door is also available. Comes complete w/railings and carriage safety chains.

SKU: SWP



# SAFETY GATE

## ALUMINUM




### ALUMINUM SAFETY GATE

Mobile's Aluminum Safety Gates provide users with a safe and efficient means of informing customers that an aisle is temporarily closed. Model#: ASGN can be permanently and safely secured to a store aisle, allowing the user to quickly restrict access should the need arise.

#### Features

- Heavy Duty Aluminum Construction
- High-Quality Powder Coat Finish
- Permanently secured for quick aisle restriction (ASGN ONLY)
- Closes to a mere 16.75" width for easy storage (ASGN ONLY)
- Expands in seconds
- Warning Sign available in English/French or English/Spanish

Specifications	Model# ASGN	Model# HASG3812
Expanded Gate Height:	36"	45"
Post Height:	57.5"	54.75"
Collapsed Length:	16.75"	38"
Expanded Length:	153"	288"
Width:	3"	20"
Casters:	2"	3" (6)
Weight (lbs):	45	66



Aluminum Construction



Locking Chain



Swivel Casters



Collapsed (Model#: HASG3812)

SKU: ASGN, HASG3812



# 1200 LBS HT1766 APPLIANCE HAND TRUCK



### Features

- Double Loop Handle
- Appliance Belt and Crank
- Cushioned Rails to protect loads from scratches

### Specifications

Capacity (lbs):	1,200
Frame Width:	17"
Frame Height:	66"
Frame Depth:	8"
Noseplate:	5.25" x 24"
Wheels:	2" x 8"
Weight (lbs):	70

### HT1766 APPLIANCE HAND TRUCK

The Mobile HT1766 Appliance Hand Truck's solid construction is able to endure punishment from large, bulky and awkward loads. Strap and tension bars secures and stabilizes loads during transport on uneven surfaces, over rough terrains, or up and down stairs.



Load Straps



Platform



Wheel



Stabilizers

SKU: HT1766





## 5-GALLON **MPL200** PAIL-LIFTER

### Features

- Operates in narrow aisles/congested areas
- Picks pails from floor or pallets
- Can be used to load tinters, shakers, vehicles
- Moves easily on any surface (indoors or out)
- Portable/lightweight
- Fits easily in any van/truck
- Unit is free-standing even when loaded and raised

### Specifications

Capacity (lbs):	200
Lift Carriage Travel:	37"
Under Pail Clearance:	35"
Overall Height (Lowered/Raised):	52" / 82"
Lifting Controls:	Thumb Switch
Wheels:	8" Solid
Battery (V/Ah):	24 / 7.2 (Lead Acid)
Charger (V):	110
Ship Weight (lbs):	125



### **MPL200 5-GALLON PAIL-LIFTER**

Mobile's MPL200 Pail-Lifter is as easy to use as any two-wheel hand truck, but offers even greater convenience. Designed specifically for handling 5-gallon pails of paint and other construction materials, it features a unique lifting yoke that securely supports pails during transport. Thumb operated lifting controls are placed on the handle for easy access. Pails can be raised to an under clearance height of 35". By eliminating manual lifting, the risk of injury/repetitive stress disorders is significantly reduced.

SKU: MPL200



## 750 LBS ESC-XTI SHOPPING CART



### ESC-XTI 'GREEN' ELECTRIC SHOPPING CART

The Mobile ESC-XTI provides the ultimate in ergonomic design and is built with operator comfort and safety sensibilities. Seat features lumbar support for the rider's back; padded arm rests for comfort; a seat switch; and thumb activated wig-wag controls. The stable platform features a flat, gripping deck from which riders can stand to reach shelf items, and moulded foot rests provide both leg rests and straight leg extension. The unit 'turns-on-a-dime' making narrow aisle maneuvering easier than ever. It will fully turn within the length of the cart itself and need less than 5 feet to complete a 180 degree turn. Combining strength and functionally, the unit features a sturdy steel frame, a single battery that runs longer between charges, and a 4-stage charger that can be left plugged without damaging the battery. Motor is energy efficient and power usage is minimized to only 3 amps = up to 22 hours of operation between charges. Front wheel comes with a unique drive hub motor, literally a motor within a wheel.

**CARBON FOOTPRINT:** Environmental impact is greatly minimized with a finished powder coat paint (available in many colours) and PVC FREE construction making it the first 100% Recyclable Electric Cart.


#### Features

- Exclusive Hub Motor drive system: 1/4 HP continuous
- 1/2 Peak Regenerative/Dynamic Braking
- Single 12V / 35Ah Battery
- 3 Amp, 4 Stage Smart Charger
- Exclusive Intelli-Charge Battery Monitoring system
- 6' coiled Charging Cord
- Heavy Duty 18" PVC FREE Seat
- Exclusive Wag-Flag controls
- 1" Tube 16 guage steel Frame
- Emergency Stop Switch
- Anti-Tip Swivel Casters
- Horn & Reverse Warning Beeper
- 3 Manual Reset Circuit Breakers
- Low Charge Indicator
- Battery reverse polarity protection
- Keyed or Keyless Operation
- Fixture Height Rear Bumper
- Full Length Basket Bumper

#### Specifications

Capacity (lbs):	750
Rider Capacity (lbs):	550
Basket Capacity (lbs):	200
Basket Size (W x L x H):	24" x 20" x 15"
Turning Radius:	31.5"
Tires (Rubber):	8" (Solid) Non-Marking
Forward Speed (mph):	2.1
Reverse Speed (mph):	1
Continuous Run Times (hrs):	10
Shopping Run Time (hrs):	20

SKU: ESC-XTI



8000/10000 LBS

# EFJ88



## FLOOR JACK

### Features

- Heavy Duty Steel Construction
- Floor Slide



EFJ88

EFJ88-P

Specifications	Model# EFJ88	Model# EFJ88-P
Capacity (lbs):	8,000	10,000
Lowered Height:	2.5"	
Raised Height:	15"	17"
Removable Handle:	22"	33"
Rear Steel Wheels:	3"	
Weight (lbs):	65	68

### EFJ88 FLOOR JACK

The Mobile EFJ88 Floorlift Jack can lift up to 8,000 or 10,000 lbs, is lightweight, easy-to-use and allows for easy movement and storage.

SKU: EFJ88, EFJ88-P

# DEALER NETWORK



## GLOBAL HEADQUARTERS: Mississauga, Ontario, CANADA

UNITED STATES: Agawam MA, Charlotte NC, Schiller Park IL, Fort Worth, TX. PERU: Lima.

IRELAND: Dublin, Galway. UK: Peterborough. SPAIN: Murcia, Cartagena, Barcelona. BELGIUM: Brussels. NETHERLANDS: Waalwijk, Rotterdam. POLAND: Warsaw, Krakow. CYPRUS: Latsia. HUNGARY: Budapest. CZECH REPUBLIC: Prague. TURKEY: Istanbul. PHILIPPINES: Davao City. UNITED ARAB EMIRATES: Dubai.

# AFTER MARKET SUPPORT



Mobile warrants its units and equipment against defects in material and workmanship under normal use and service for the periods specified in the Mobile Warranty Policy from date of sale **F.O.B. Mobile Headquarters**.

The warranty does not apply to any part which has been repaired or altered outside of our factory or authorized service, nor which has been subjected to adverse conditions, freezer applications, misuse, negligence, misapplied, modified, accident, operated at a speed or load beyond the rated capacity.

For detailed product specific warranty information, please visit the warranty page of our website at [mobilept.com/warranty](http://mobilept.com/warranty)



Mobile maintains a complete parts inventory for all Mobile and ECO product lines. For legacy and or discontinued models, please contact Mobile direct @ 1 800 527 4612



**MOVE YOUR WORLD. SEE WHY MOBILE.**

**MOBILE**  
MOVING THE WORLD ONE PALLET AT A TIME



You can count on Mobile to build material handling equipment that is dependable, easy-to-operate, economical and safe. From the smallest part to the highest lift, Mobile is proud to be your source, and will continue our legacy of MOVING THE WORLD.



MOBILE INDUSTRIES, INC.  
3750 B Laird Rd - Unit 2 & 3  
Mississauga, ON L5L 0A6 · CANADA

Toll Free: 1 800 527 4612 · Local: 905 279 5370



[MOBILEPT.COM](http://MOBILEPT.COM)

